

Jackson County

myFutureNC 2024 Attainment Profiles



Waynesville-Franklin Prosperity Zone Sub-Region
Peer County Type: Rural - Non-Metro
Local Education Agencies: 1 (2023)
Charter Schools: 1 (2023)

2030 Proposed Jackson County Attainment Goal: 8,264 (Stretch Goal: 8,328)

2030 State Attainment Goal: 2 million

Population Spotlight

2020 Census: 43,107
 2022 Estimate: 42,955
 Change: -152

Growth Rate

-0.4% vs. **2.5%**
 County State



\$58,491
 Median Household Income (2022)
 State: \$67,516



62%
 Home Owners (2022)
 State: 67%



27.6%
 Child Poverty Rate (2022)
 State: 17.2%



5.3%
 Opportunity Youth Rate (2022)
 State: 10.9%



51%
 Households with Broadband (2022)
 State: 77%



3.8%
 Unemployment Rate (2022)
 State: 3.7%

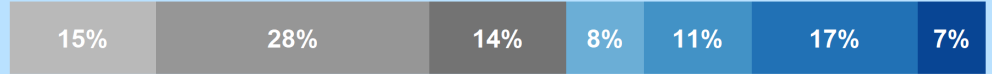
Educational Attainment

Jackson County residents ages 25-44, 2022

Less than high school High school graduate (including GED) Some college, no credential Short-term credential Associate degree Bachelor's degree Graduate or professional degree

No Degree or Credential
5,137
 56.9%

Have Degree or Credential
3,886
 43.1%



Note: Numbers may not add up to 100% due to rounding

Top Opportunities for Growth

These three areas represent the biggest opportunities for Jackson County to improve future attainment outcomes.



NC Pre-K Enrollment

38% of Jackson County eligible 4-year-olds are enrolled in NC Pre-K, below the rural - non-metro county average of 68%.



FAFSA Completion

52% of Jackson County high school seniors complete the FAFSA, below the rural - non-metro county average of 61%.



Chronic Absenteeism

33% of Jackson County students are chronically absent from school, above the rural - non-metro county average of 29%.

Promising Attainment Practices

The new **Promising Attainment Practices Database** is a curated, searchable, and filterable collection of about 250 county, region, and state-level initiatives and programs that directly address various components of the state's attainment challenge. The Database allows local and regional initiative leaders and other stakeholders to identify groups across the state who are developing or operating initiatives designed to boost attainment.

Follow link to discover how Jackson County has been meeting local needs:

https://dashboard.myfuturenc.org/promising-attainment-practices/?wdt_search=Jackson

LABOR MARKET ALIGNMENT

In Waynesville-Franklin Prosperity Zone Sub-Region:

80.1%

of postsecondary degrees and credentials conferred by regional institutions are aligned with labor market needs.

Top areas of misalignment:

Health Science all levels
Transportation, Distribution & Logistics below bachelor's
Business Management & Administration bachelor's



15 Individuals served in an ApprenticeshipNC program in 2020

UNC and NC Community College Outcomes:

3,111 graduates in 2020

69% of 2016 graduates were employed in NC in 2021

\$41,526 annual average earnings of graduates employed in NC (includes both part-time and full-time jobs)



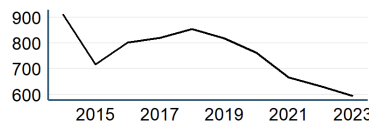
34% of adults (ages 25-44) in Jackson County earned a **family sustaining wage**, 2022

Jackson County is served by:

Southwestern Workforce Development Board
 Southwestern Commission

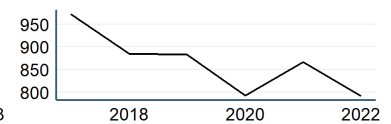
UNC System College Enrollment

Curriculum



NC Community College Enrollment

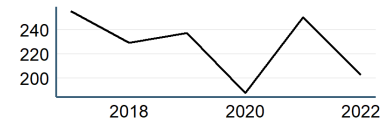
Curriculum



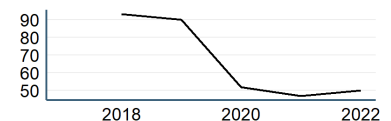
Top 3 Five-Star Jobs in Waynesville-Franklin Prosperity Zone Sub-Region

Job Title	Annual Growth
Nurse Practitioners	4%
Logisticians	4%
Medical and Health Services Managers	3%

First-time Curriculum Enrollments



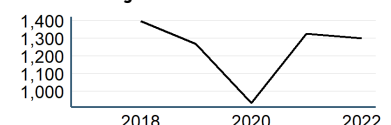
Basic Skills



Top 3 Employers in Jackson County

Employer	Employment Range
Western Carolina University	1000+
Jackson County Public Schools	500-999
Dlp Partner Midwest Llc	500-999

Continuing Education



Adult Learners

Waynesville-Franklin Sub-Prosperity Zone post-secondary enrollments in NC Community Colleges, Fall 2022

- 148 Basic Skills
- 3,797 Continuing Education
- 1,037 Curriculum

11% of Jackson County residents have student loan debt; 7% of debt holders had student loans in default. 2022

Success of Jackson County High School Graduates

- 81% of students who enroll persist to their second year versus 78% in peer counties. 2022
- 66% of students who enroll earn a degree or certificate within 6 years versus 55% in peer counties. 2022

Top destinations of all college-goers, Fall 2023

- 1,235 of all college-goers attended Southwestern CC
- 83 of all college-goers attended Haywood CC
- 47 of all college-goers attended Asheville-Buncombe TCC

Degree Credentials Awarded, 2022

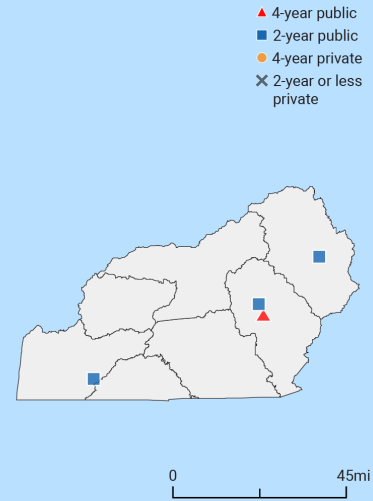
711 certificate | 823 associate | 2,570 bachelor's

Postsecondary assets in Waynesville-Franklin Prosperity Zone sub-region

Public, 4-year or above
Western Carolina University

Public, 2-year
Haywood Community College, Southwestern Community College, Tri-County Community College

Private not-for-profit, 4-year or above
Private not-for-profit, 2-year



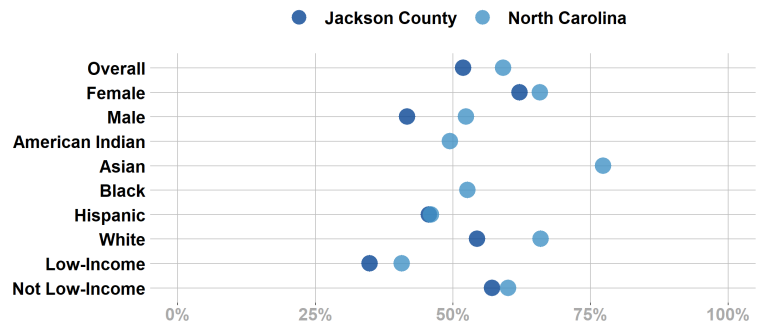
52% of seniors completed the FAFSA in 2023, compared to 62% statewide; 72 more need to complete in 2023 to meet state goal of 80%. 2023

67% of graduates reported intentions to enroll in a postsecondary institution versus 68% in peer counties. 2022

50% of graduates enrolled in a postsecondary institution within 12 months versus 52% in peer counties. 2022

49% of Jackson County students have parents with no college degree (either 2- or 4-year) versus 55% in peer counties.

Postsecondary Enrollment Rates for Select Groups in Jackson County, 2022



Note: Outcomes for groups with less than 10 students, <5% or >95% are not displayed.

How students in Jackson County traditional schools are doing:

38% of eligible 4-year-olds enrolled in NC Pre-K program, compared to 53% statewide; 74 more needed to meet state goal of 75%. 2023

26% of 3-8 graders are earning college-and-career-ready scores (level 4 or 5) in reading, compared to 30% statewide; 917 more needed to meet state goal of 73%. 2023

30% of 3-8 graders are earning college-and-career-ready scores (level 4 or 5) in math, compared to 35% statewide; 847 more needed to meet state goal of 86%. 2023

88% of 9th graders graduate within four years, compared to 87% statewide; 22 more needed to meet state goal of 95%. 2023

33% of students are chronically absent from school, compared to 27% statewide; 798 less needed to meet state goal of 11%. 2023

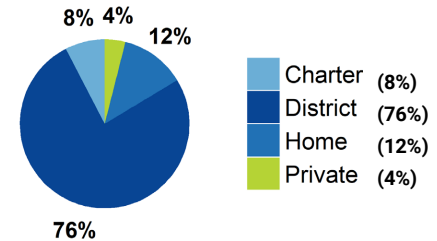
Jackson County has a student-to-school counselor ratio of 338:1 versus 325:1 in peer counties. 2023

1% of students drop out of high school (12 total students), compared to 2% statewide. 2023

School Choice

4,490 total students were enrolled in K-12 in Jackson County in the 2022-23 school year.

Note: This profile focuses on outcomes of students enrolled in district schools.



Access to Postsecondary Credits

Students in Jackson County completed 649 Career & Technical Education (CTE) credentials (63 (10%) were industry-valued credentials) and 131 concentrations in 2023. The top three CTE concentrations completed include Agricultural, Food, & Natural Resources; Health Science; and Law, Public Safety, Corrections, & Security.

55 high school students took at least one AP test (<5%) versus 8% in peer counties (2023).

134 high school students participated in Career & College Promise programs (49%) versus 51% in peer counties (2023).

For more information about each indicator, including data sources and methodology, visit:

dashboard.myfuturenc.org/county-data-and-resources/