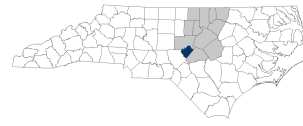


Lee County

myFutureNC 2024 Attainment Profiles



Raleigh-Durham
Prosperity Zone Sub-Region
Peer County Type: Rural - Non-Metro
Local Education Agencies: 1 (2023)
Charter Schools: 3 (2023)

2030 Proposed Lee County Attainment Goal: 10,102 (Stretch Goal: 10,229)

2030 State Attainment Goal: 2 million

Population Spotlight

2020 Census: 63,281
2022 Estimate: 65,476
Change: 2,195

Growth Rate

3.5% County vs. 2.5% State



\$58,244
Median Household Income (2022)
State: \$67,516



65%
Home Owners (2022)
State: 67%



22.4%
Child Poverty Rate (2022)
State: 17.2%



11.9%
Opportunity Youth Rate (2022)
State: 10.9%



68%
Households with Broadband (2022)
State: 77%



4.2%
Unemployment Rate (2022)
State: 3.7%


Educational Attainment

Lee County residents ages 25-44, 2022

Less than high school High school graduate (including GED) Some college, no credential Short-term credential Associate degree Bachelor's degree Graduate or professional degree

No Degree
9,288
56.9%

Have Degree or Credential
7,029
43.1%



Note: Numbers may not add up to 100% due to rounding

Top Opportunities for Growth

These three areas represent the biggest opportunities for Lee County to improve future attainment outcomes.



Earning College Credit in High School

46% of Lee County graduates participated in Career & College Promise programs, below the rural - non-metro county average of 51%. Also, 6% of high school students took at least one AP exam, below the peer county average of 8%.



Adult Learners

20% of Lee County adults 25-44 have some college, no degree, above the rural - non-metro county average of 16%.



Reading Performance

23% of Lee County 3-8 graders earn college-and-career-ready scores in Reading, below the rural - non-metro county average of 25%.

Promising Attainment Practices

The new Promising Attainment Practices Database is a curated, searchable, and filterable collection of about 250 county, region, and state-level initiatives and programs that directly address various components of the state's attainment challenge. The Database allows local and regional initiative leaders and other stakeholders to identify groups across the state who are developing or operating initiatives designed to boost attainment.

Follow link to discover how Lee County has been meeting local needs:

https://dashboard.myfuturenc.org/promising-attainment-practices/?wdt_search=Lee

LABOR MARKET ALIGNMENT

In Raleigh-Durham Prosperity Zone Sub-Region:

76.5%

of postsecondary degrees and credentials conferred by regional institutions are aligned with labor market needs.

Top areas of misalignment:

Business Management & Administration bachelor's
Health Science below bachelor's
Information Technology bachelor's

5,347 Individuals served in an ApprenticeshipNC program in 2020

UNC and NC Community College Outcomes:

19,047 graduates in 2020

65% of 2016 graduates were employed in NC in 2021

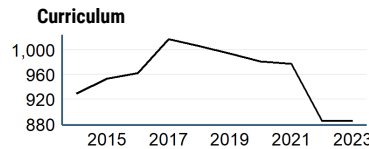
\$50,028 annual average earnings of graduates employed in NC (includes both part-time and full-time jobs)

41% of adults (ages 25-44) in Lee County earned a family sustaining wage, 2022

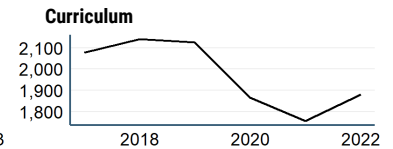
Lee County is served by:

Capital Area Workforce Development Board
Central Pines Council of Governments

UNC System College Enrollment



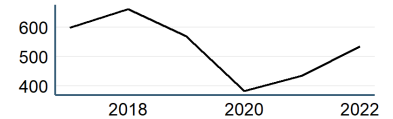
NC Community College Enrollment



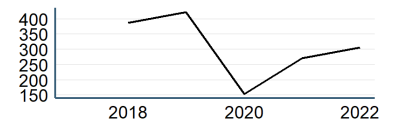
Top 3 Five-Star Jobs in Raleigh-Durham Prosperity Zone Sub-Region

Job Title	Annual Growth
Nurse Practitioners	4%
Data Scientists	4%
Statisticians	4%

First-time Curriculum Enrollments



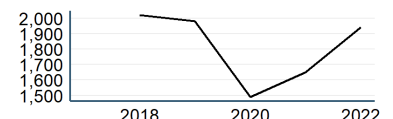
Basic Skills



Top 3 Employers in Lee County

Employer	Employment Range
Caterpillar Inc	1000+
Lee County Schools	1000+
Pilgrims Pride Corporation	500-999

Continuing Education



Adult Learners

Raleigh-Durham Sub-Prosperity Zone post-secondary enrollments in NC Community Colleges, Fall 2022

- 3,247 Basic Skills
- 29,217 Continuing Education
- 9,377 Curriculum

11% of Lee County residents have **student loan debt**; **8%** of debt holders had **student loans in default**. 2022

Success of Lee County High School Graduates

- 80%** of students who enroll **persist to their second year** versus **78%** in peer counties. 2022
- 59%** of students who enroll **earn a degree or certificate** within 6 years versus **55%** in peer counties. 2022

Top destinations of all college-goers, Fall 2023

- 2,513** of all college-goers attended **Central Carolina CC**
- 164** of all college-goers attended **Sandhills CC**
- 147** of all college-goers attended **Wake TCC**

60% of seniors **completed the FAFSA** in 2023, compared to **62%** statewide; 118 more need to complete in 2023 to meet state goal of **80%**. 2023

52% of graduates reported **intentions to enroll** in a postsecondary institution versus **68%** in peer counties. 2022

48% of graduates **enrolled in a postsecondary institution** within 12 months versus **52%** in peer counties. 2022

49% of Lee County students have **parents with no college degree** (either 2- or 4-year) versus **55%** in peer counties.

How students in Lee County traditional schools are doing:

71% of eligible 4-year-olds **enrolled in NC Pre-K program**, compared to **53%** statewide; 17 more needed to meet state goal of **75%**. 2023

23% of 3-8 graders are earning college-and-career-ready scores (level 4 or 5) in **reading**, compared to **30%** statewide; 2,536 more needed to meet state goal of **73%**. 2023

31% of 3-8 graders are earning college-and-career-ready scores (level 4 or 5) in **math**, compared to **35%** statewide; 2,214 more needed to meet state goal of **86%**. 2023

86% of 9th graders **graduate within four years**, compared to **87%** statewide; 74 more needed to meet state goal of **95%**. 2023

23% of students are **chronically absent from school**, compared to **27%** statewide; 1,103 less needed to meet state goal of **11%**. 2023

Lee County has a **student-to-school counselor ratio** of **332:1** versus **325:1** in peer counties. 2023

0% of students **drop out of high school** (5 total students), compared to **2%** statewide. 2023

Degree Credentials Awarded, 2022

5,278 certificate | 5,596 associate | 16,200 bachelor's

Postsecondary assets in Raleigh-Durham Prosperity Zone sub-region

Public, 4-year or above

North Carolina Central University, North Carolina State University at Raleigh, University of North Carolina at Chapel Hill

Public, 2-year

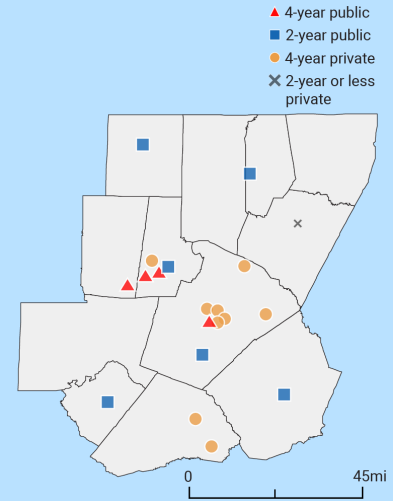
Central Carolina Community College, Durham Technical Community College, Johnston Community College, Piedmont Community College, Vance-Granville Community College, Wake Technical Community College

Private not-for-profit, 4-year or above

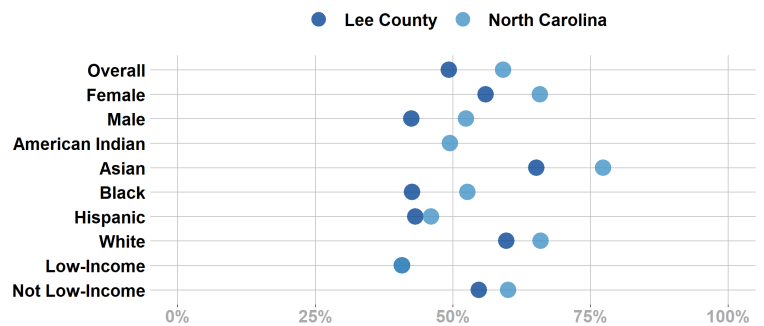
Campbell University, Duke University, Heritage Bible College, Meredith College, Saint Augustine's University, Shaw University, Southeastern Baptist Theological Seminary, Southeastern Free Will Baptist Bible College, Watts School of Nursing, William Peace University

Private not-for-profit, 2-year

Louisburg College



Postsecondary Enrollment Rates for Select Groups in Lee County, 2022

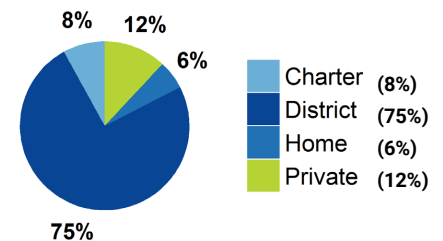


Note: Outcomes for groups with less than 10 students, <5% or >95% are not displayed.

School Choice

12,025 total students were enrolled in K-12 in Lee County in the 2022-23 school year.

Note: This profile focuses on outcomes of students enrolled in district schools.



Access to Postsecondary Credits

Students in Lee County completed **2,178 Career & Technical Education (CTE) credentials** (**312 (14%) were industry-valued credentials**) and **450 concentrations** in 2023. The top three CTE concentrations completed include Architecture and Construction; Hospitality & Tourism; and Science, Technology, Engineering, & Mathematics.

190 high school students took at least one **AP test** (**6%**) versus **8%** in peer counties (2023).

328 high school students participated in **Career & College Promise programs** (**46%**) versus **51%** in peer counties (2023).

For more information about each indicator, including data sources and methodology, visit:

dashboard.myfuturenc.org/county-data-and-resources/