

# Lenoir County

myFutureNC 2024 Attainment Profiles



■ Goldsboro-Kinston  
Prosperity Zone Sub-Region  
**Peer County Type:** Rural - Non-Metro  
**Local Education Agencies:** 1 (2023)  
**Charter Schools:** 1 (2023)

**2030 Proposed Lenoir County Attainment Goal: 5,994 (Stretch Goal: 6,107)**

**2030 State Attainment Goal: 2 million**

## Population Spotlight

2020 Census: 55,124  
2022 Estimate: 54,633  
Change: -491

## Growth Rate

**-0.9%** vs. **2.5%**  
County State



**\$46,410**  
Median Household Income (2022)  
State: \$67,516



**59%**  
Home Owners (2022)  
State: 67%



**33.7%**  
Child Poverty Rate (2022)  
State: 17.2%



**20.0%**  
Opportunity Youth Rate (2022)  
State: 10.9%



**53%**  
Households with Broadband (2022)  
State: 77%



**3.7%**  
Unemployment Rate (2022)  
State: 3.7%

## Educational Attainment

Lenoir County residents ages 25-44, 2022

■ Less than high school ■ High school graduate (including GED) ■ Some college, no credential ■ Short-term credential ■ Associate degree ■ Bachelor's degree ■ Graduate or professional degree

**No Degree or Credential**  
**7,787**  
65.0%

**Have Degree or Credential**  
**4,194**  
35.0%



Note: Numbers may not add up to 100% due to rounding

## Top Opportunities for Growth

These three areas represent the biggest opportunities for Lenoir County to improve future attainment outcomes.



### NC Pre-K Enrollment

40% of Lenoir County eligible 4-year-olds are enrolled in NC Pre-K, below the rural - non-metro county average of 68%.



### Math Performance

22% of Lenoir County 3-8 graders earn college- and career-ready scores in Math, below the rural - non-metro county average of 29%.



### School Counselors

Lenoir County has a student-to-school counselor ratio of 402:1, above the rural - non-metro county average of 325:1.

## Promising Attainment Practices

The new **Promising Attainment Practices Database** is a curated, searchable, and filterable collection of about 250 county, region, and state-level initiatives and programs that directly address various components of the state's attainment challenge. The Database allows local and regional initiative leaders and other stakeholders to identify groups across the state who are developing or operating initiatives designed to boost attainment.

Follow link to discover how Lenoir County has been meeting local needs:

[https://dashboard.myfuturenc.org/promising-attainment-practices/?wdt\\_search=Lenoir](https://dashboard.myfuturenc.org/promising-attainment-practices/?wdt_search=Lenoir)

## LABOR MARKET ALIGNMENT

### In Goldsboro-Kinston Prosperity Zone Sub-Region:

**72.6%**

of postsecondary degrees and credentials conferred by regional institutions are aligned with labor market needs.

### Top areas of misalignment:

**Health Science** below bachelor's and bachelor's  
**Business Management & Administration** bachelor's  
**Transportation, Distribution & Logistics** below bachelor's

**117** Individuals served in an ApprenticeshipNC program in 2020

### UNC and NC Community College Outcomes:

**1,646** graduates in 2020

**75%** of 2016 graduates were employed in NC in 2021

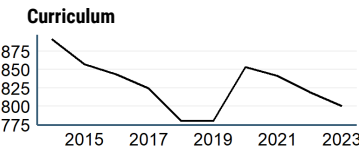
**\$38,627** annual average earnings of graduates employed in NC (includes both part-time and full-time jobs)

**30%** of adults (ages 25-44) in Lenoir County earned a family sustaining wage, 2022

### Lenoir County is served by:

Eastern Carolina Workforce Development Board  
Eastern Carolina Council of Governments

### UNC System College Enrollment



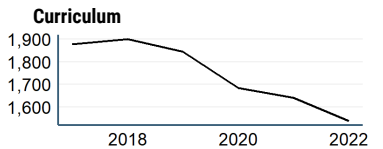
### Top 3 Five-Star Jobs in Goldsboro-Kinston Prosperity Zone Sub-Region

Job Title	Annual Growth
Nurse Practitioners	4%
Logisticians	3%
Medical and Health Services Managers	2%

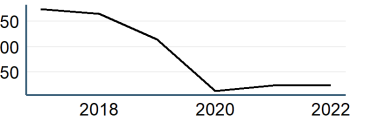
### Top 3 Employers in Lenoir County

Employer	Employment Range
Sanderson Farms Inc	1000+
Lenoir County Schools	1000+
State Of NC Dept Of Health & Human	1000+

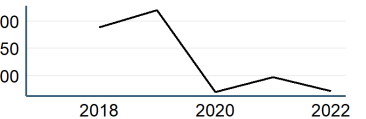
### NC Community College Enrollment



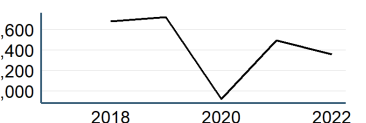
### First-time Curriculum Enrollments



### Basic Skills



### Continuing Education



### Adult Learners

**Goldsboro-Kinston Sub-Prosperity Zone post-secondary enrollments in NC Community Colleges, Fall 2022**

- 609 Basic Skills
- 5,531 Continuing Education
- 1,439 Curriculum

**11%** of Lenoir County residents have **student loan debt**; **15%** of debt holders had **student loans in default**. 2022

### Success of Lenoir County High School Graduates

- **75%** of students who enroll **persist to their second year** versus **78%** in peer counties. 2022
- **53%** of students who enroll **earn a degree or certificate** within 6 years versus **55%** in peer counties. 2022

### Top destinations of all college-goers, Fall 2023

- **2,152** of all college-goers attended **Lenoir CC**
- **275** of all college-goers attended **Wayne CC**
- **189** of all college-goers attended **Pitt CC**

- **64%** of seniors **completed the FAFSA** in 2023, compared to **62%** statewide; 83 more need to complete in 2023 to meet state goal of **80%**. 2023
- **81%** of graduates reported **intentions to enroll** in a postsecondary institution versus **68%** in peer counties. 2022
- **51%** of graduates **enrolled in a postsecondary institution** within 12 months versus **52%** in peer counties. 2022
- **65%** of Lenoir County students have **parents with no college degree** (either 2- or 4-year) versus **55%** in peer counties.

### How students in Lenoir County traditional schools are doing:

- **40%** of eligible 4-year-olds **enrolled in NC Pre-K program**, compared to **53%** statewide; 134 more needed to meet state goal of **75%**. 2023
- **20%** of 3-8 graders are earning college-and-career-ready scores (level 4 or 5) in **reading**, compared to **30%** statewide; 2,473 more needed to meet state goal of **73%**. 2023
- **22%** of 3-8 graders are earning college-and-career-ready scores (level 4 or 5) in **math**, compared to **35%** statewide; 2,378 more needed to meet state goal of **86%**. 2023
- **84%** of 9th graders **graduate within four years**, compared to **87%** statewide; 71 more needed to meet state goal of **95%**. 2023
- **31%** of students are **chronically absent from school**, compared to **27%** statewide; 1,704 less needed to meet state goal of **11%**. 2023
- Lenoir County has a **student-to-school counselor ratio** of **402:1** versus **325:1** in peer counties. 2023
- **2%** of students **drop out of high school** (57 total students), compared to **2%** statewide. 2023

### Degree Credentials Awarded, 2022

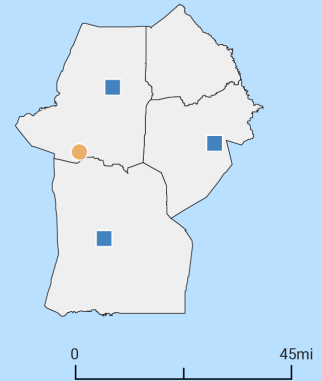
**1,805** certificate | **1,140** associate | **506** bachelor's

### Postsecondary assets in Goldsboro-Kinston Prosperity Zone sub-region

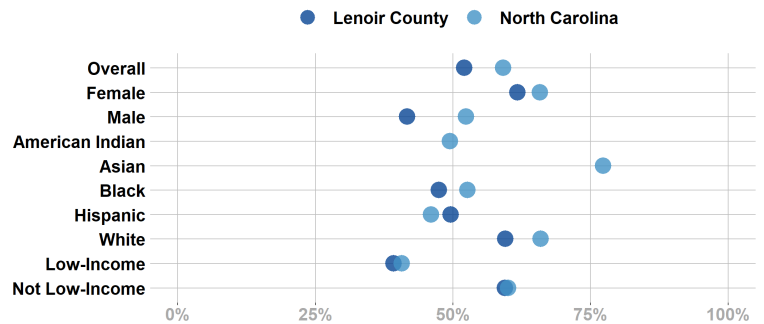
**Public, 4-year or above** ▲ 4-year public  
**Public, 2-year** ■ 2-year public  
 James Sprunt Community College, Lenoir Community College, Wayne Community College  
● 4-year private  
✕ 2-year or less private

**Private not-for-profit, 4-year or above**  
 University of Mount Olive

**Private not-for-profit, 2-year**



### Postsecondary Enrollment Rates for Select Groups in Lenoir County, 2022

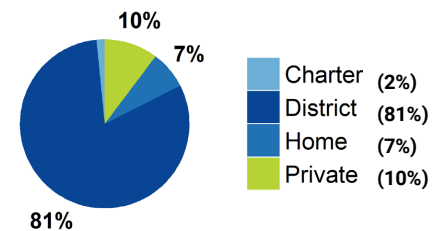


Note: Outcomes for groups with less than 10 students, <5% or >95% are not displayed.

### School Choice

9,990 total students were enrolled in K-12 in Lenoir County in the 2022-23 school year.

Note: This profile focuses on outcomes of students enrolled in district schools.



### Access to Postsecondary Credits

Students in Lenoir County completed **1,356 Career & Technical Education (CTE) credentials (145 (11%) were industry-valued credentials) and 498 concentrations** in 2023. The top three CTE concentrations completed include Agricultural, Food, & Natural Resources; Human Services; and Architecture and Construction.

**159 high school students** took at least one **AP test (6%)** versus **8%** in peer counties (2023).

**265 high school students** participated in **Career & College Promise programs (47%)** versus **51%** in peer counties (2023).

For more information about each indicator, including data sources and methodology, visit:

[dashboard.myfuturenc.org/county-data-and-resources/](https://dashboard.myfuturenc.org/county-data-and-resources/)