

Madison County

myFutureNC 2024 Attainment Profiles



Asheville
Prosperity Zone Sub-Region
Peer County Type: Rural - Metro
Local Education Agencies: 1 (2023)
Charter Schools: 0 (2023)

2030 Proposed Madison County Attainment Goal: 3,885 (Stretch Goal: 3,913)

2030 State Attainment Goal: 2 million

Population Spotlight

2020 Census: 21,192
2022 Estimate: 21,768
Change: 576

Growth Rate

2.7% County vs. 2.5% State



\$54,137
Median Household Income (2022)
State: \$67,516



77%
Home Owners (2022)
State: 67%



12.2%
Child Poverty Rate (2022)
State: 17.2%



12.8%
Opportunity Youth Rate (2022)
State: 10.9%



57%
Households with Broadband (2022)
State: 77%



3.4%
Unemployment Rate (2022)
State: 3.7%

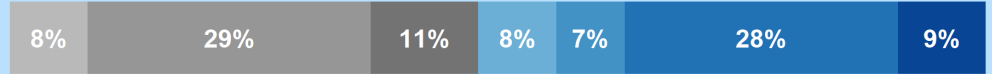
Educational Attainment

Madison County residents ages 25-44, 2022

Less than high school High school graduate (including GED) Some college, no credential Short-term credential Associate degree Bachelor's degree Graduate or professional degree

No Degree
2,389
48.2%

Have Degree or Credential
2,568
51.8%



Note: Numbers may not add up to 100% due to rounding

Top Opportunities for Growth

These three areas represent the biggest opportunities for Madison County to improve future attainment outcomes.



FAFSA Completion

50% of Madison County high school seniors complete the FAFSA, below the rural - metro county average of 58%.



NC Pre-K Enrollment

55% of Madison County eligible 4-year-olds are enrolled in NC Pre-K, below the rural - metro county average of 59%.



Chronic Absenteeism

31% of Madison County students are chronically absent from school, above the rural - metro county average of 29%.

Promising Attainment Practices

The new **Promising Attainment Practices Database** is a curated, searchable, and filterable collection of about 250 county, region, and state-level initiatives and programs that directly address various components of the state's attainment challenge. The Database allows local and regional initiative leaders and other stakeholders to identify groups across the state who are developing or operating initiatives designed to boost attainment.

Follow link to discover how Madison County has been meeting local needs:

https://dashboard.myfuturenc.org/promising-attainment-practices/?wdt_search=Madison

LABOR MARKET ALIGNMENT

In Asheville Prosperity Zone Sub-Region:

72.1%

of postsecondary degrees and credentials conferred by regional institutions are aligned with labor market needs.

Top areas of misalignment:

Health Science all levels
Transportation, Distribution & Logistics below bachelor's
Business Management & Administration bachelor's

636 Individuals served in an ApprenticeshipNC program in 2020

UNC and NC Community College Outcomes:

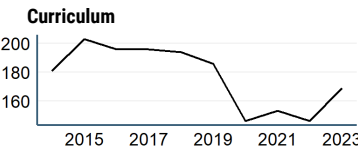
3,023 graduates in 2020
69% of 2016 graduates were employed in NC in 2021
\$35,824 annual average earnings of graduates employed in NC (includes both part-time and full-time jobs)

55% of adults (ages 25-44) in Madison County earned a family sustaining wage, 2022

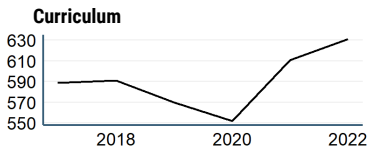
Madison County is served by:

Mountain Area Workforce Development Board
Land-of-Sky Regional Council

UNC System College Enrollment



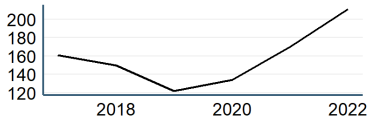
NC Community College Enrollment



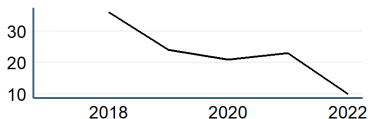
Top 3 Five-Star Jobs in Asheville Prosperity Zone Sub-Region

Job Title	Annual Growth
Nurse Practitioners	5%
Logisticians	4%
Physician Assistants	3%

First-time Curriculum Enrollments



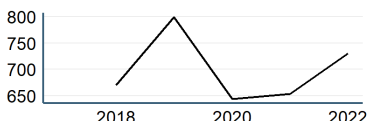
Basic Skills



Top 3 Employers in Madison County

Employer	Employment Range
Madison County Schools	250-499
Ingles Markets Inc	250-499
Madison County	250-499

Continuing Education



Adult Learners

Asheville Sub-Prosperity Zone post-secondary enrollments in NC Community Colleges, Fall 2022

- 733 Basic Skills
- 8,927 Continuing Education
- 2,725 Curriculum

10% of Madison County residents have student loan debt, 1% of debt holders had student loans in default. 2022

Success of Madison County High School Graduates

- 80% of students who enroll persist to their second year versus 79% in peer counties. 2022
- 51% of students who enroll earn a degree or certificate within 6 years versus 56% in peer counties. 2022

Top destinations of all college-goers, Fall 2023

- 870 of all college-goers attended Asheville-Buncombe TCC
- 62 of all college-goers attended Mars Hill University
- 26 of all college-goers attended Mayland CC

50% of seniors completed the FAFSA in 2023, compared to 62% statewide; 42 more need to complete in 2023 to meet state goal of 80%. 2023

60% of graduates reported intentions to enroll in a postsecondary institution versus 68% in peer counties. 2022

34% of graduates enrolled in a postsecondary institution within 12 months versus 51% in peer counties. 2022

53% of Madison County students have parents with no college degree (either 2- or 4-year) versus 55% in peer counties.

How students in Madison County traditional schools are doing:

55% of eligible 4-year-olds enrolled in NC Pre-K program, compared to 53% statewide; 9 more needed to meet state goal of 75%. 2023

33% of 3-8 graders are earning college-and-career-ready scores (level 4 or 5) in reading, compared to 30% statewide; 485 more needed to meet state goal of 73%. 2023

41% of 3-8 graders are earning college-and-career-ready scores (level 4 or 5) in math, compared to 35% statewide; 416 more needed to meet state goal of 86%. 2023

90% of 9th graders graduate within four years, compared to 87% statewide; 9 more needed to meet state goal of 95%. 2023

31% of students are chronically absent from school, compared to 27% statewide; 427 less needed to meet state goal of 11%. 2023

Madison County has a student-to-school counselor ratio of 206:1 versus 362:1 in peer counties. 2023

0% of students drop out of high school (0 total students), compared to 2% statewide. 2023

Degree Credentials Awarded, 2022

1,477 certificate | 1,310 associate | 1,451 bachelor's

Postsecondary assets in Asheville Prosperity Zone sub-region

Public, 4-year or above

University of North Carolina at Asheville

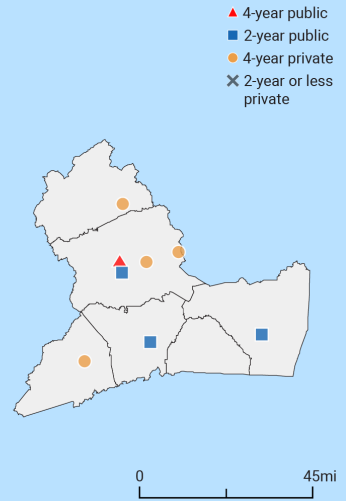
Public, 2-year

Asheville-Buncombe Technical Community College, Blue Ridge Community College, Isothermal Community College

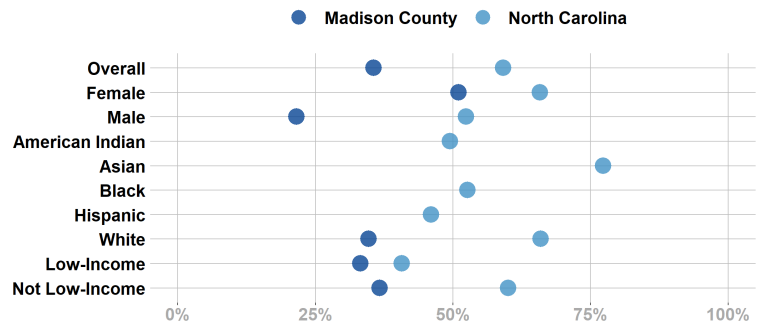
Private not-for-profit, 4-year or above

Brevard College, Mars Hill University, Montreat College, Warren Wilson College

Private not-for-profit, 2-year



Postsecondary Enrollment Rates for Select Groups in Madison County, 2022

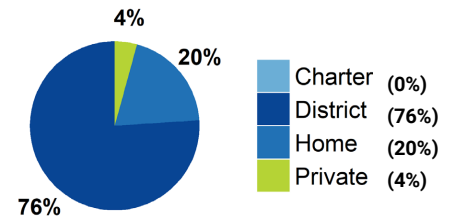


Note: Outcomes for groups with less than 10 students, <5% or >95% are not displayed.

School Choice

2,733 total students were enrolled in K-12 in Madison County in the 2022-23 school year.

Note: This profile focuses on outcomes of students enrolled in district schools.



Access to Postsecondary Credits

Students in Madison County completed 586 Career & Technical Education (CTE) credentials (171 (29%) were industry-valued credentials) and 123 concentrations in 2023. The top three CTE concentrations completed include Human Services; Agricultural, Food, & Natural Resources; and Manufacturing.

25 high school students took at least one AP test (<5%) versus 8% in peer counties (2023).

106 high school students participated in Career & College Promise programs (77%) versus 43% in peer counties (2023).

For more information about each indicator, including data sources and methodology, visit:

dashboard.myfuturenc.org/county-data-and-resources/