

Martin County

myFutureNC 2024 Attainment Profiles



Greenville
Prosperity Zone Sub-Region
Peer County Type: Rural - Non-Metro
Local Education Agencies: 1 (2023)
Charter Schools: 1 (2023)

2030 Proposed Martin County Attainment Goal: 3,256 (Stretch Goal: 3,291)

2030 State Attainment Goal: 2 million

Population Spotlight

2020 Census: 22,035
2022 Estimate: 21,508
Change: -527

Growth Rate

-2.4% vs. **2.5%**
County State



\$44,445
Median Household Income (2022)
State: \$67,516



67%
Home Owners (2022)
State: 67%



32.3%
Child Poverty Rate (2022)
State: 17.2%



18.6%
Opportunity Youth Rate (2022)
State: 10.9%



55%
Households with Broadband (2022)
State: 77%



4.4%
Unemployment Rate (2022)
State: 3.7%

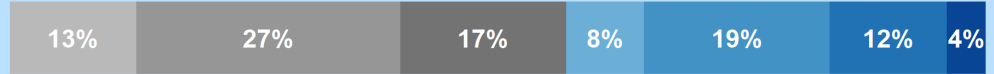
Educational Attainment

Martin County residents ages 25-44, 2022

Less than high school High school graduate (including GED) Some college, no credential Short-term credential Associate degree Bachelor's degree Graduate or professional degree

No Degree
2,698
57.3%

Have Degree or Credential
2,014
42.7%



Note: Numbers may not add up to 100% due to rounding

Top Opportunities for Growth

These three areas represent the biggest opportunities for Martin County to improve future attainment outcomes.



High School Graduation

69% of Martin County 9th graders complete high school in 4 years or less, below the rural - non-metro county average of 85%.



Math Performance

17% of Martin County 3-8 graders earn college-and-career-ready scores in Math, below the rural - non-metro county average of 29%.



Reading Performance

18% of Martin County 3-8 graders earn college-and-career-ready scores in Reading, below the rural - non-metro county average of 25%.

Promising Attainment Practices

The new **Promising Attainment Practices Database** is a curated, searchable, and filterable collection of about 250 county, region, and state-level initiatives and programs that directly address various components of the state's attainment challenge. The Database allows local and regional initiative leaders and other stakeholders to identify groups across the state who are developing or operating initiatives designed to boost attainment.

Follow link to discover how Martin County has been meeting local needs:

https://dashboard.myfuturenc.org/promising-attainment-practices/?wdt_search=Martin

LABOR MARKET ALIGNMENT

In Greenville Prosperity Zone Sub-Region:

85.4%

of postsecondary degrees and credentials conferred by regional institutions are aligned with labor market needs.

Top areas of misalignment:

Health Science below bachelor's
Transportation, Distribution & Logistics below bachelor's
Business Management & Administration bachelor's



402 Individuals served in an ApprenticeshipNC program in 2020

UNC and NC Community College Outcomes:

7,374 graduates in 2020

71% of 2016 graduates were employed in NC in 2021

\$46,194 annual average earnings of graduates employed in NC (includes both part-time and full-time jobs)

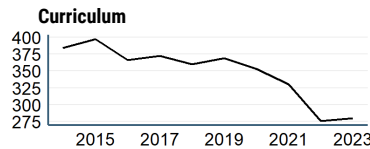


34% of adults (ages 25-44) in Martin County earned a family sustaining wage, 2022

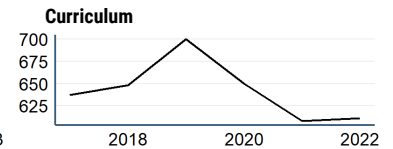
Martin County is served by:

Rivers East Workforce Development Board
Mid-East Commission

UNC System College Enrollment



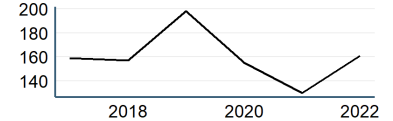
NC Community College Enrollment



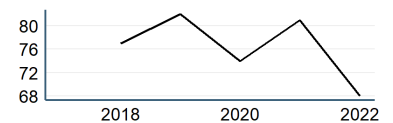
Top 3 Five-Star Jobs in Greenville Prosperity Zone Sub-Region

Job Title	Annual Growth
Nurse Practitioners	4%
Data Scientists	3%
Logisticians	3%

First-time Curriculum Enrollments



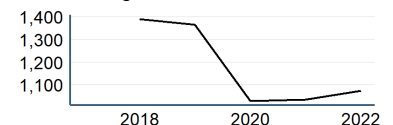
Basic Skills



Top 3 Employers in Martin County

Employer	Employment Range
Martin County Board Of Education	500-999
Snacks Holdings	250-499
Wal-Mart Associates Inc.	250-499

Continuing Education



Adult Learners

Greenville Sub-Prosperity Zone post-secondary enrollments in NC Community Colleges, Fall 2022

- 451 Basic Skills
- 7,014 Continuing Education
- 2,424 Curriculum

12% of Martin County residents have **student loan debt**; 10% of debt holders had **student loans in default**. 2022

Success of Martin County High School Graduates

- 72% of students who enroll **persist to their second year** versus 78% in peer counties. 2022
- 55% of students who enroll **earn a degree or certificate** within 6 years versus 55% in peer counties. 2022

Top destinations of all college-goers, Fall 2023

- 704 of all college-goers attended **Martin CC**
- 200 of all college-goers attended **Pitt CC**
- 163 of all college-goers attended **Beaufort County CC**

79% of seniors **completed the FAFSA** in 2023, compared to 62% statewide; 1 more need to complete in 2023 to meet state goal of 80%. 2023

74% of graduates reported **intentions to enroll** in a postsecondary institution versus 68% in peer counties. 2022

42% of graduates **enrolled in a postsecondary institution** within 12 months versus 52% in peer counties. 2022

46% of Martin County students have **parents with no college degree** (either 2- or 4-year) versus 55% in peer counties.

How students in Martin County traditional schools are doing:

- Martin County has met the goal for **Pre-K enrollment**. (Goal: 75%). 2023
- 18% of 3-8 graders are earning college-and-career-ready scores (level 4 or 5) in **reading**, compared to 30% statewide; 800 more needed to meet state goal of 73%. 2023
- 17% of 3-8 graders are earning college-and-career-ready scores (level 4 or 5) in **math**, compared to 35% statewide; 807 more needed to meet state goal of 86%. 2023
- 69% of 9th graders **graduate within four years**, compared to 87% statewide; 45 more needed to meet state goal of 95%. 2023
- 34% of students are **chronically absent from school**, compared to 27% statewide; 615 less needed to meet state goal of 11%. 2023

Martin County has a **student-to-school counselor ratio** of 312:1 versus 325:1 in peer counties. 2023

0% of students **drop out of high school** (0 total students), compared to 2% statewide. 2023

Degree Credentials Awarded, 2022

1,509 certificate | 1,805 associate | 4,867 bachelor's

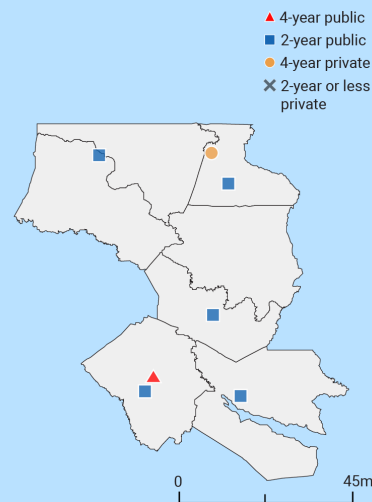
Postsecondary assets in Greenville Prosperity Zone sub-region

Public, 4-year or above
East Carolina University

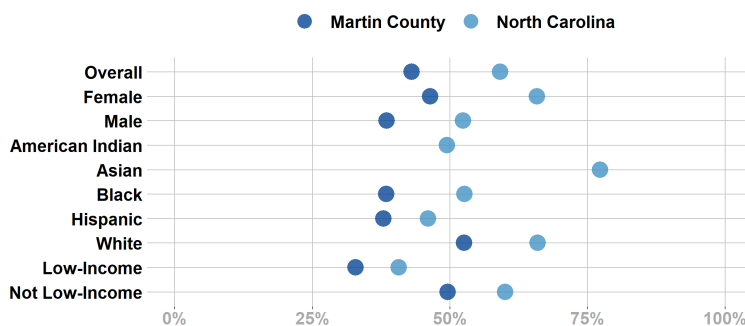
Public, 2-year
Beaufort County Community College, Halifax Community College, Martin Community College, Pitt Community College, Roanoke-Chowan Community College

Private not-for-profit, 4-year or above
Chowan University

Private not-for-profit, 2-year



Postsecondary Enrollment Rates for Select Groups in Martin County, 2022

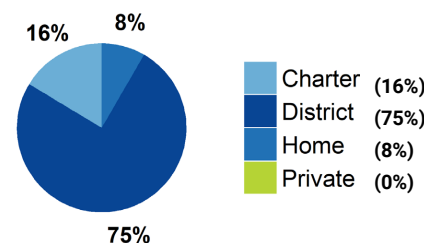


Note: Outcomes for groups with less than 10 students, <5% or >95% are not displayed.

School Choice

3,310 total students were enrolled in K-12 in Martin County in the 2022-23 school year.

Note: This profile focuses on outcomes of students enrolled in district schools.



Access to Postsecondary Credits

Students in Martin County completed 274 **Career & Technical Education (CTE) credentials** (154 (56%) were industry-valued credentials) and 95 concentrations in 2023. The top three CTE concentrations completed include Human Services; Agricultural, Food, & Natural Resources; and Health Science.

Less than 10 high school students took at least one **AP test (NA)** versus 8% in peer counties (2023).

54 high school students participated in **Career & College Promise programs (40%)** versus 51% in peer counties (2023).

For more information about each indicator, including data sources and methodology, visit:

dashboard.myfuturenc.org/county-data-and-resources/