

# Mecklenburg County

myFutureNC 2024 Attainment Profiles



Charlotte  
Prosperity Zone Sub-Region  
Peer County Type: Urban  
Local Education Agencies: 1 (2023)  
Charter Schools: 33 (2023)

2030 Proposed Mecklenburg County Attainment Goal: 299,257 (Stretch Goal: 301,057)

2030 State Attainment Goal: 2 million

## Population Spotlight

2020 Census: 1,115,526  
2022 Estimate: 1,145,392  
Change: 29,866

## Growth Rate

2.7% County vs. 2.5% State



\$80,645  
Median Household Income (2022)  
State: \$67,516



56%  
Home Owners (2022)  
State: 67%



15.5%  
Child Poverty Rate (2022)  
State: 17.2%



10.1%  
Opportunity Youth Rate (2022)  
State: 10.9%



82%  
Households with Broadband (2022)  
State: 77%



3.5%  
Unemployment Rate (2022)  
State: 3.7%

## Educational Attainment

Mecklenburg County residents ages 25-44, 2022

Less than high school High school graduate (including GED) Some college, no credential Short-term credential Associate degree Bachelor's degree Graduate or professional degree



No Degree  
115,369  
32.6%



Have Degree or Credential  
238,453  
67.4%



Note: Numbers may not add up to 100% due to rounding

## Top Opportunities for Growth

These three areas represent the biggest opportunities for Mecklenburg County to improve future attainment outcomes.



### NC Pre-K Enrollment

28% of Mecklenburg County eligible 4-year-olds are enrolled in NC Pre-K, below the urban county average of 41%.



### High School Graduation

83% of Mecklenburg County 9th graders complete high school in 4 years or less, below the urban county average of 87%.



### FAFSA Completion

61% of Mecklenburg County high school seniors complete the FAFSA, below the urban county average of 64%.

## Promising Attainment Practices

The new **Promising Attainment Practices Database** is a curated, searchable, and filterable collection of about 250 county, region, and state-level initiatives and programs that directly address various components of the state's attainment challenge. The Database allows local and regional initiative leaders and other stakeholders to identify groups across the state who are developing or operating initiatives designed to boost attainment.

Follow link to discover how Mecklenburg County has been meeting local needs:

[https://dashboard.myfuturenc.org/promising-attainment-practices/?wdt\\_search=Mecklenburg](https://dashboard.myfuturenc.org/promising-attainment-practices/?wdt_search=Mecklenburg)

LABOR MARKET ALIGNMENT

## In Charlotte Prosperity Zone Sub-Region:

80.4%

of postsecondary degrees and credentials conferred by regional institutions are aligned with labor market needs.

### Top areas of misalignment:

**Business Management & Administration** bachelor's  
**Finance** bachelor's  
**Information Technology** bachelor's



4,230 Individuals served in an ApprenticeshipNC program in 2020

### UNC and NC Community College Outcomes:

12,495 graduates in 2020

74% of 2016 graduates were employed in NC in 2021

\$45,387 annual average earnings of graduates employed in NC (includes both part-time and full-time jobs)

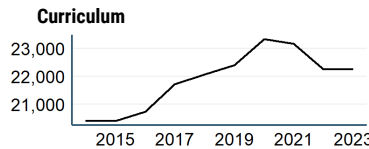


62% of adults (ages 25-44) in Mecklenburg County earned a family sustaining wage, 2022

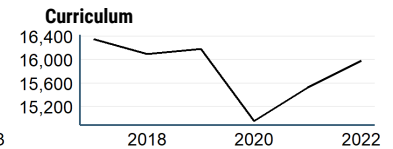
### Mecklenburg County is served by:

Charlotte Works Workforce Development Board  
Centralina Regional Council

## UNC System College Enrollment



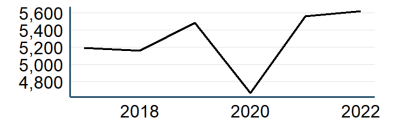
## NC Community College Enrollment



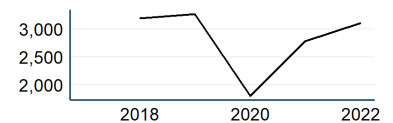
## Top 3 Five-Star Jobs in Charlotte Prosperity Zone Sub-Region

Job Title	Annual Growth
Nurse Practitioners	5%
Data Scientists	4%
Logisticians	4%

## First-time Curriculum Enrollments



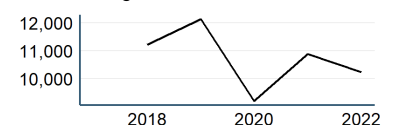
## Basic Skills



## Top 3 Employers in Mecklenburg County

Employer	Employment Range
Atrium Health	1000+
Wells Fargo Bank Na (A Corp)	1000+
Bank Of America Na	1000+

## Continuing Education



POSTSECONDARY COMPLETION

Adult Learners

Charlotte Sub-Prosperity Zone post-secondary enrollments in NC Community Colleges, Fall 2022

- 2,910 Basic Skills
- 29,351 Continuing Education
- 8,357 Curriculum

19% of Mecklenburg County residents have student loan debt; 8% of debt holders had student loans in default. 2022

Success of Mecklenburg County High School Graduates

- 86% of students who enroll persist to their second year versus 86% in peer counties. 2022
- 58% of students who enroll earn a degree or certificate within 6 years versus 62% in peer counties. 2022

Top destinations of all college-goers, Fall 2023

- 19,606 of all college-goers attended Central Piedmont CC
- 1,189 of all college-goers attended Rowan-Cabarrus CC
- 788 of all college-goers attended Gaston College

COLLEGE & CAREER ACCESS

61% of seniors completed the FAFSA in 2023, compared to 62% statewide; 1,908 more need to complete in 2023 to meet state goal of 80%. 2023

75% of graduates reported intentions to enroll in a postsecondary institution versus 81% in peer counties. 2022

61% of graduates enrolled in a postsecondary institution within 12 months versus 64% in peer counties. 2022

40% of Mecklenburg County students have parents with no college degree (either 2- or 4-year) versus 37% in peer counties.

ACADEMIC READINESS

How students in Mecklenburg County traditional schools are doing:

- 28% of eligible 4-year-olds enrolled in NC Pre-K program, compared to 53% statewide; 2,393 more needed to meet state goal of 75%. 2023
- 30% of 3-8 graders are earning college-and-career-ready scores (level 4 or 5) in reading, compared to 30% statewide; 35,844 more needed to meet state goal of 73%. 2023
- 38% of 3-8 graders are earning college-and-career-ready scores (level 4 or 5) in math, compared to 35% statewide; 31,184 more needed to meet state goal of 86%. 2023
- 83% of 9th graders graduate within four years, compared to 87% statewide; 1,445 more needed to meet state goal of 95%. 2023
- 26% of students are chronically absent from school, compared to 27% statewide; 21,917 less needed to meet state goal of 11%. 2023

Mecklenburg County has a student-to-school counselor ratio of 238:1 versus 286:1 in peer counties. 2023

3% of students drop out of high school (1,194 total students), compared to 2% statewide. 2023

Degree Credentials Awarded, 2022

6,906 certificate | 6,066 associate | 9,125 bachelor's

Postsecondary assets in Charlotte Prosperity Zone sub-region

Public, 4-year or above

Carolinas College of Health Sciences, University of North Carolina at Charlotte

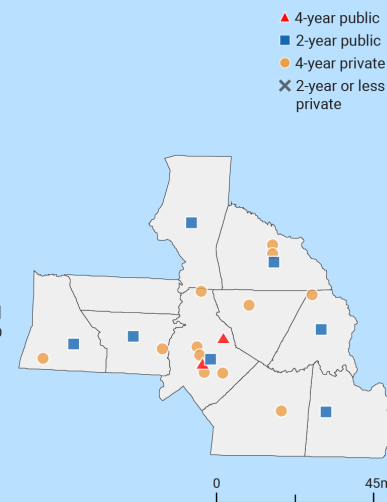
Public, 2-year

Central Piedmont Community College, Cleveland Community College, Gaston College, Mitchell Community College, Rowan-Cabarrus Community College, South Piedmont Community College, Stanly Community College

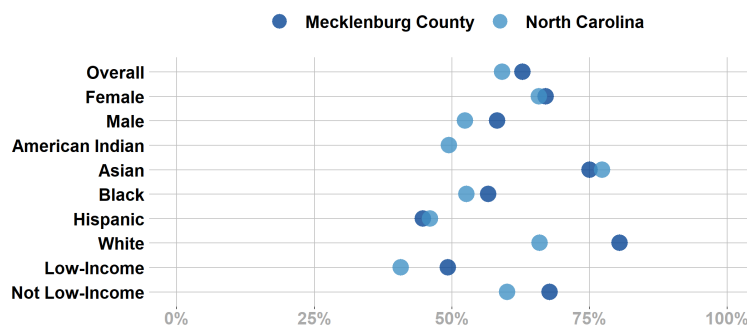
Private not-for-profit, 4-year or above

Belmont Abbey College, Cabarrus College of Health Sciences, Catawba College, Charlotte Christian College and Theological Seminary, Davidson College, Gardner-Webb University, Johnson & Wales University-Charlotte, Johnson C Smith University, Livingstone College, Pfeiffer University, Queens University of Charlotte, Wingate University

Private not-for-profit, 2-year



Postsecondary Enrollment Rates for Select Groups in Mecklenburg County, 2022

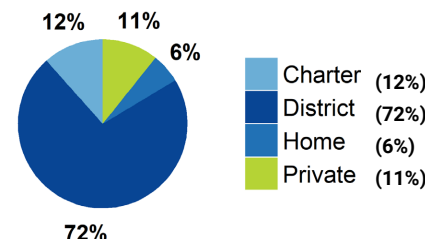


Note: Outcomes for groups with less than 10 students, <5% or >95% are not displayed.

School Choice

194,864 total students were enrolled in K-12 in Mecklenburg County in the 2022-23 school year.

Note: This profile focuses on outcomes of students enrolled in district schools.



Access to Postsecondary Credits

Students in Mecklenburg County completed 9,833 Career & Technical Education (CTE) credentials (2,585 (26%) were industry-valued credentials) and 4,410 concentrations in 2023. The top three CTE concentrations completed include Hospitality & Tourism; Marketing; and Health Science.

10,373 high school students took at least one AP test (23%) versus 26% in peer counties (2023).

2,223 high school students participated in Career & College Promise programs (22%) versus 21% in peer counties (2023).

For more information about each indicator, including data sources and methodology, visit:

[dashboard.myfuturenc.org/county-data-and-resources/](https://dashboard.myfuturenc.org/county-data-and-resources/)