

# Mitchell County

myFutureNC 2024 Attainment Profiles



Boone-Wilkesboro Prosperity Zone Sub-Region  
**Peer County Type:** Rural - Non-Metro  
**Local Education Agencies:** 1 (2023)  
**Charter Schools:** 0 (2023)

2030 Proposed Mitchell County Attainment Goal: 2,251 (Stretch Goal: 2,281)

2030 State Attainment Goal: 2 million

## Population Spotlight

2020 Census: 14,906  
 2022 Estimate: 15,094  
 Change: 188

## Growth Rate

**1.3%** County vs. **2.5%** State



**\$53,555**  
 Median Household Income (2022)  
 State: \$67,516



**79%**  
 Home Owners (2022)  
 State: 67%



**13.9%**  
 Child Poverty Rate (2022)  
 State: 17.2%



**5.5%**  
 Opportunity Youth Rate (2022)  
 State: 10.9%



**61%**  
 Households with Broadband (2022)  
 State: 77%



**4.2%**  
 Unemployment Rate (2022)  
 State: 3.7%


## Educational Attainment

Mitchell County residents ages 25-44, 2022

Less than high school High school graduate (including GED) Some college, no credential Short-term credential Associate degree Bachelor's degree Graduate or professional degree

**No Degree**  
**1,911**  
 59.3%

**Have Degree or Credential**  
**1,313**  
 40.7%



Note: Numbers may not add up to 100% due to rounding

## Top Opportunities for Growth

These three areas represent the biggest opportunities for Mitchell County to improve future attainment outcomes.



### NC Pre-K Enrollment

<5% of Mitchell County eligible 4-year-olds are enrolled in NC Pre-K, below the rural - non-metro county average of 68%.



### Adult Learners

28% of Mitchell County adults 25-44 have some college, no degree, above the rural - non-metro county average of 16%.



### School Counselors

Mitchell County has a student-to-school counselor ratio of 426:1, above the rural - non-metro county average of 325:1.

## Promising Attainment Practices

The new **Promising Attainment Practices Database** is a curated, searchable, and filterable collection of about 250 county, region, and state-level initiatives and programs that directly address various components of the state's attainment challenge. The Database allows local and regional initiative leaders and other stakeholders to identify groups across the state who are developing or operating initiatives designed to boost attainment.

Follow link to discover how Mitchell County has been meeting local needs:

[https://dashboard.myfuturenc.org/promising-attainment-practices/?wdt\\_search=Mitchell](https://dashboard.myfuturenc.org/promising-attainment-practices/?wdt_search=Mitchell)

LABOR MARKET ALIGNMENT

## In Boone-Wilkesboro Prosperity Zone Sub-Region:

**83.4%**

of postsecondary degrees and credentials conferred by regional institutions are aligned with labor market needs.

### Top areas of misalignment:

**Health Science** below bachelor's  
**Transportation, Distribution & Logistics** below bachelor's  
**Business Management & Administration** bachelor's



**17** Individuals served in an ApprenticeshipNC program in 2020

### UNC and NC Community College Outcomes:

**5,202** graduates in 2020

**69%** of 2016 graduates were employed in NC in 2021

**\$44,421** annual average earnings of graduates employed in NC (includes both part-time and full-time jobs)

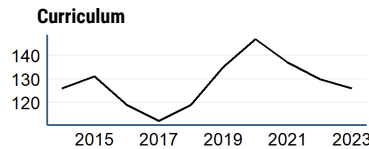


**41%** of adults (ages 25-44) in Mitchell County earned a family sustaining wage, 2022

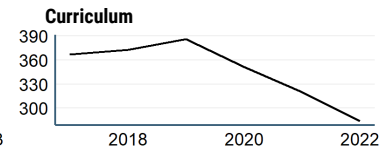
### Mitchell County is served by:

High Country Workforce Development Board  
 High Country Council of Governments

## UNC System College Enrollment



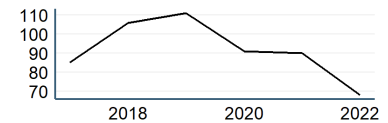
## NC Community College Enrollment



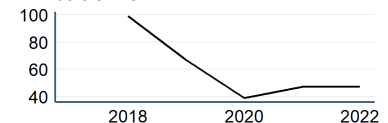
## Top 3 Five-Star Jobs in Boone-Wilkesboro Prosperity Zone Sub-Region

| Job Title                       | Annual Growth |
|---------------------------------|---------------|
| Nurse Practitioners             | 4%            |
| Logisticians                    | 3%            |
| Occupational Therapy Assistants | 3%            |

## First-time Curriculum Enrollments



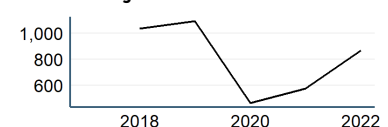
## Basic Skills



## Top 3 Employers in Mitchell County

| Employer                           | Employment Range |
|------------------------------------|------------------|
| Mitchell County Board Of Education | 250-499          |
| Sibelco North America Inc          | 250-499          |
| Mh Blue Ridge Medical Center Llp   | 250-499          |

## Continuing Education



### Adult Learners

Boone-Wilkesboro Sub-Prosperity Zone post-secondary enrollments in NC Community Colleges, Fall 2022

- 249 Basic Skills
- 2,980 Continuing Education
- 407 Curriculum

8% of Mitchell County residents have student loan debt; 0% of debt holders had student loans in default. 2022

### Success of Mitchell County High School Graduates

- 81% of students who enroll persist to their second year versus 78% in peer counties. 2022
- 65% of students who enroll earn a degree or certificate within 6 years versus 55% in peer counties. 2022

### Top destinations of all college-goers, Fall 2023

- 581 of all college-goers attended Mayland CC
- 82 of all college-goers attended McDowell TCC
- 44 of all college-goers attended Asheville-Buncombe TCC

63% of seniors completed the FAFSA in 2023, compared to 62% statewide; 23 more need to complete in 2023 to meet state goal of 80%. 2023

67% of graduates reported intentions to enroll in a postsecondary institution versus 68% in peer counties. 2022

56% of graduates enrolled in a postsecondary institution within 12 months versus 52% in peer counties. 2022

42% of Mitchell County students have parents with no college degree (either 2- or 4-year) versus 55% in peer counties.

### How students in Mitchell County traditional schools are doing:

0% of eligible 4-year-olds enrolled in NC Pre-K program, compared to 53% statewide; 47 more needed to meet state goal of 75%. 2023

29% of 3-8 graders are earning college-and-career-ready scores (level 4 or 5) in reading, compared to 30% statewide; 430 more needed to meet state goal of 73%. 2023

30% of 3-8 graders are earning college-and-career-ready scores (level 4 or 5) in math, compared to 35% statewide; 426 more needed to meet state goal of 86%. 2023

84% of 9th graders graduate within four years, compared to 87% statewide; 17 more needed to meet state goal of 95%. 2023

22% of students are chronically absent from school, compared to 27% statewide; 187 less needed to meet state goal of 11%. 2023

Mitchell County has a student-to-school counselor ratio of 426:1 versus 325:1 in peer counties. 2023

3% of students drop out of high school (18 total students), compared to 2% statewide. 2023

### Degree Credentials Awarded, 2022

763 certificate | 499 associate | 4,461 bachelor's

### Postsecondary assets in Boone-Wilkesboro Prosperity Zone sub-region

#### Public, 4-year or above

Appalachian State University

#### Public, 2-year

Mayland Community College, Wilkes Community College

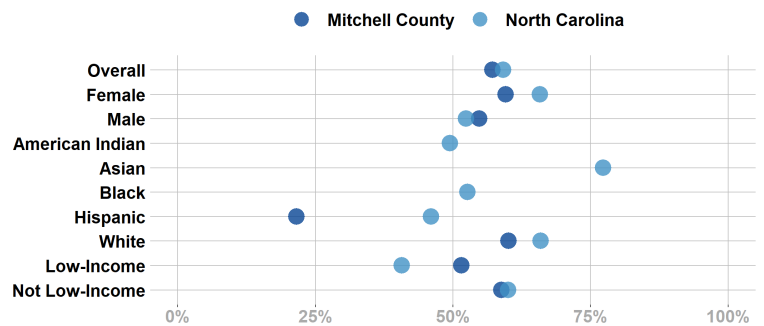
#### Private not-for-profit, 4-year or above

Lees-McRae College

#### Private not-for-profit, 2-year



### Postsecondary Enrollment Rates for Select Groups in Mitchell County, 2022

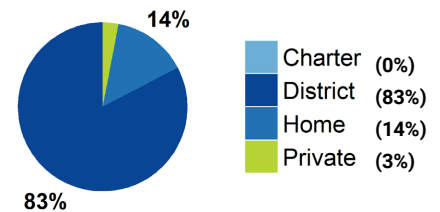


Note: Outcomes for groups with less than 10 students, <5% or >95% are not displayed.

### School Choice

2,068 total students were enrolled in K-12 in Mitchell County in the 2022-23 school year.

Note: This profile focuses on outcomes of students enrolled in district schools.



### Access to Postsecondary Credits

Students in Mitchell County completed 617 Career & Technical Education (CTE) credentials (254 (41%) were industry-valued credentials) and 176 concentrations in 2023. The top three CTE concentrations completed include Human Services; Health Science; and Architecture and Construction.

52 high school students took at least one AP test (9%) versus 8% in peer counties (2023).

100 high school students participated in Career & College Promise programs (75%) versus 51% in peer counties (2023).

For more information about each indicator, including data sources and methodology, visit:

[dashboard.myfuturenc.org/county-data-and-resources/](https://dashboard.myfuturenc.org/county-data-and-resources/)