

# Montgomery County

myFutureNC 2024 Attainment Profiles



Pinehurst-Rockingham Prosperity Zone Sub-Region  
**Peer County Type:** Rural - Non-Metro  
**Local Education Agencies:** 1 (2023)  
**Charter Schools:** 1 (2023)

**2030 Proposed Montgomery County Attainment Goal: 2,792 (Stretch Goal: 2,865)**

**2030 State Attainment Goal: 2 million**

## Population Spotlight

2020 Census: 25,752  
2022 Estimate: 25,894  
Change: 142

## Growth Rate

**0.6%** County vs. **2.5%** State



**\$55,313**  
Median Household Income (2022)  
State: \$67,516



**72%**  
Home Owners (2022)  
State: 67%



**24.4%**  
Child Poverty Rate (2022)  
State: 17.2%



**11.8%**  
Opportunity Youth Rate (2022)  
State: 10.9%



**51%**  
Households with Broadband (2022)  
State: 77%



**3.7%**  
Unemployment Rate (2022)  
State: 3.7%

## Educational Attainment

Montgomery County residents ages 25-44, 2022

Less than high school
  High school graduate (including GED)
  Some college, no credential
  Short-term credential
  Associate degree
  Bachelor's degree
  Graduate or professional degree

**No Degree**  
**3,582**  
62.3%

**Have Degree or Credential**  
**2,165**  
37.7%



Note: Numbers may not add up to 100% due to rounding

## Top Opportunities for Growth

These three areas represent the biggest opportunities for Montgomery County to improve future attainment outcomes.



### Math Performance

23% of Montgomery County 3-8 graders earn college-and-career-ready scores in Math, below the rural - non-metro county average of 29%.



### Reading Performance

19% of Montgomery County 3-8 graders earn college-and-career-ready scores in Reading, below the rural - non-metro county average of 25%.



### School Counselors

Montgomery County has a student-to-school counselor ratio of 348:1, above the rural - non-metro county average of 325:1.

## Promising Attainment Practices

The new **Promising Attainment Practices Database** is a curated, searchable, and filterable collection of about 250 county, region, and state-level initiatives and programs that directly address various components of the state's attainment challenge. The Database allows local and regional initiative leaders and other stakeholders to identify groups across the state who are developing or operating initiatives designed to boost attainment.

Follow link to discover how Montgomery County has been meeting local needs:

[https://dashboard.myfuturenc.org/promising-attainment-practices/?wdt\\_search=Montgomery](https://dashboard.myfuturenc.org/promising-attainment-practices/?wdt_search=Montgomery)

LABOR MARKET ALIGNMENT

## In Pinehurst-Rockingham Prosperity Zone Sub-Region:

**52.3%**

of postsecondary degrees and credentials conferred by regional institutions are aligned with labor market needs.

### Top areas of misalignment:

- Health Science** bachelor's and below bachelor's
- Business Management & Administration** bachelor's
- Education & Training** bachelor's



**21** Individuals served in an ApprenticeshipNC program in 2020

### UNC and NC Community College Outcomes:

- 1,663** graduates in 2020
- 71%** of 2016 graduates were employed in NC in 2021
- \$35,097** annual average earnings of graduates employed in NC (includes both part-time and full-time jobs)



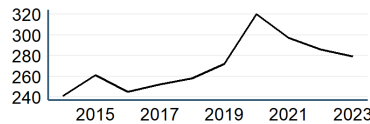
**38%** of adults (ages 25-44) in Montgomery County earned a **family sustaining wage**, 2022

### Montgomery County is served by:

- Mid-Carolina Workforce Development Board
- Piedmont Triad Regional Council

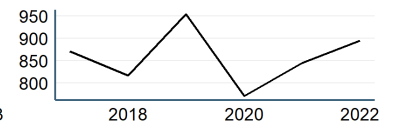
## UNC System College Enrollment

### Curriculum



## NC Community College Enrollment

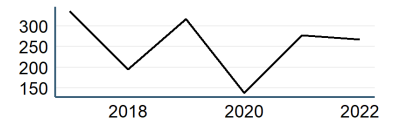
### Curriculum



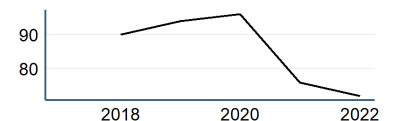
## Top 3 Five-Star Jobs in Pinehurst-Rockingham Prosperity Zone Sub-Region

Job Title	Annual Growth
Nurse Practitioners	5%
Logisticians	4%
Medical and Health Services Managers	3%

### First-time Curriculum Enrollments



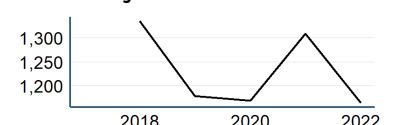
### Basic Skills



## Top 3 Employers in Montgomery County

Employer	Employment Range
Montgomery County Bd Education	500-999
Nipcam Services Of North Carolina	250-499
Jordan Lumber & Supply Inc	250-499

### Continuing Education



POSTSECONDARY COMPLETION

Adult Learners

Pinehurst-Rockingham Sub-Prosperity Zone post-secondary enrollments in NC Community Colleges, Fall 2022

- 430 Basic Skills
- 6,486 Continuing Education
- 1,338 Curriculum

8% of Montgomery County residents have student loan debt; 9% of debt holders had student loans in default. 2022

Success of Montgomery County High School Graduates

- 68% of students who enroll persist to their second year versus 78% in peer counties. 2022
- 54% of students who enroll earn a degree or certificate within 6 years versus 55% in peer counties. 2022

Top destinations of all college-goers, Fall 2023

- 1,098 of all college-goers attended Montgomery CC
- 105 of all college-goers attended Randolph CC
- 100 of all college-goers attended Sandhills CC

Degree Credentials Awarded, 2022

739 certificate | 1,189 associate | 19 bachelor's

Postsecondary assets in Pinehurst-Rockingham Prosperity Zone sub-region

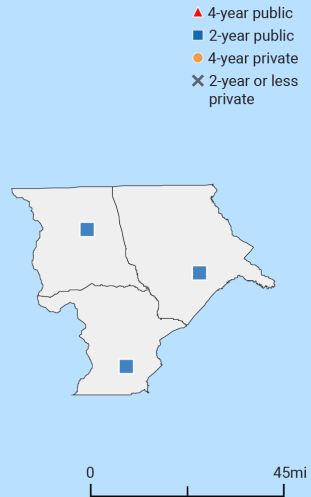
Public, 4-year or above

Public, 2-year

Montgomery Community College, Richmond Community College, Sandhills Community College

Private not-for-profit, 4-year or above

Private not-for-profit, 2-year



COLLEGE & CAREER ACCESS

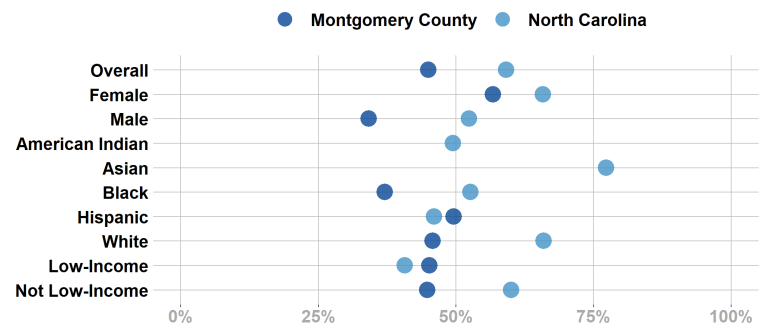
68% of seniors completed the FAFSA in 2023, compared to 62% statewide; 30 more need to complete in 2023 to meet state goal of 80%. 2023

56% of graduates reported intentions to enroll in a postsecondary institution versus 68% in peer counties. 2022

43% of graduates enrolled in a postsecondary institution within 12 months versus 52% in peer counties. 2022

35% of Montgomery County students have parents with no college degree (either 2- or 4-year) versus 55% in peer counties.

Postsecondary Enrollment Rates for Select Groups in Montgomery County, 2022



Note: Outcomes for groups with less than 10 students, <5% or >95% are not displayed.

ACADEMIC READINESS

How students in Montgomery County traditional schools are doing:

Montgomery County has met the goal for Pre-K enrollment. (Goal: 75%). 2023

19% of 3-8 graders are earning college-and-career-ready scores (level 4 or 5) in reading, compared to 30% statewide; 1,031 more needed to meet state goal of 73%. 2023

23% of 3-8 graders are earning college-and-career-ready scores (level 4 or 5) in math, compared to 35% statewide; 983 more needed to meet state goal of 86%. 2023

Montgomery County has met the goal for high school graduation within four years. (Goal: 95%). 2023

28% of students are chronically absent from school, compared to 27% statewide; 604 less needed to meet state goal of 11%. 2023

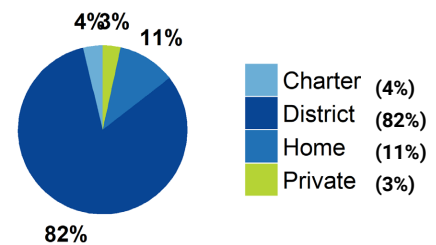
Montgomery County has a student-to-school counselor ratio of 348:1 versus 325:1 in peer counties. 2023

0% of students drop out of high school (6 total students), compared to 2% statewide. 2023

School Choice

4,257 total students were enrolled in K-12 in Montgomery County in the 2022-23 school year.

Note: This profile focuses on outcomes of students enrolled in district schools.



Access to Postsecondary Credits

Students in Montgomery County completed 1,163 Career & Technical Education (CTE) credentials (69 (6%) were industry-valued credentials) and 190 concentrations in 2023. The top three CTE concentrations completed include Manufacturing; Health Science; and Transportation, Distribution, & Logistics.

Less than 10 high school students took at least one AP test (NA) versus 8% in peer counties (2023).

201 high school students participated in Career & College Promise programs (74%) versus 51% in peer counties (2023).

For more information about each indicator, including data sources and methodology, visit:

[dashboard.myfuturenc.org/county-data-and-resources/](https://dashboard.myfuturenc.org/county-data-and-resources/)