

Nash County

myFutureNC 2024 Attainment Profiles



Rocky Mount-Wilson Prosperity Zone Sub-Region
Peer County Type: Rural - Metro
Local Education Agencies: 1 (2023)
Charter Schools: 1 (2023)

2030 Proposed Nash County Attainment Goal: 14,066 (Stretch Goal: 14,246)

2030 State Attainment Goal: 2 million

Population Spotlight

2020 Census: 94,967
 2022 Estimate: 95,789
 Change: 822

Growth Rate

0.9% County vs. **2.5%** State



\$55,406
 Median Household Income (2022)
 State: \$67,516



65%
 Home Owners (2022)
 State: 67%



20.4%
 Child Poverty Rate (2022)
 State: 17.2%



18.4%
 Opportunity Youth Rate (2022)
 State: 10.9%



63%
 Households with Broadband (2022)
 State: 77%



5.0%
 Unemployment Rate (2022)
 State: 3.7%

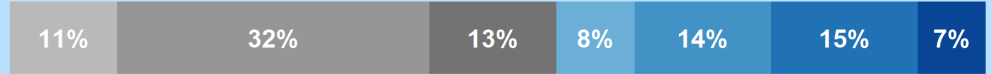
Educational Attainment

Nash County residents ages 25-44, 2022

Less than high school High school graduate (including GED) Some college, no credential Short-term credential Associate degree Bachelor's degree Graduate or professional degree

No Degree or Credential
12,561
 56.3%

Have Degree or Credential
9,736
 43.7%



Note: Numbers may not add up to 100% due to rounding

Top Opportunities for Growth

These three areas represent the biggest opportunities for Nash County to improve future attainment outcomes.



Math Performance

17% of Nash County 3-8 graders earn college-and-career-ready scores in Math, below the rural - metro county average of 30%.



Reading Performance

18% of Nash County 3-8 graders earn college-and-career-ready scores in Reading, below the rural - metro county average of 26%.



School Counselors

Nash County has a student-to-school counselor ratio of 407:1, above the rural - metro county average of 362:1.

Promising Attainment Practices

The new **Promising Attainment Practices Database** is a curated, searchable, and filterable collection of about 250 county, region, and state-level initiatives and programs that directly address various components of the state's attainment challenge. The Database allows local and regional initiative leaders and other stakeholders to identify groups across the state who are developing or operating initiatives designed to boost attainment.

Follow link to discover how Nash County has been meeting local needs:

https://dashboard.myfuturenc.org/promising-attainment-practices/?wdt_search=Nash

LABOR MARKET ALIGNMENT

In Rocky Mount-Wilson Prosperity Zone Sub-Region:

79.0%

of postsecondary degrees and credentials conferred by regional institutions are aligned with labor market needs.

Top areas of misalignment:

Health Science bachelor's and below bachelor's
Transportation, Distribution & Logistics below bachelor's
Business Management & Administration bachelor's



297 Individuals served in an ApprenticeshipNC program in 2020

UNC and NC Community College Outcomes:

1,229 graduates in 2020

79% of 2016 graduates were employed in NC in 2021

\$41,742 annual average earnings of graduates employed in NC (includes both part-time and full-time jobs)

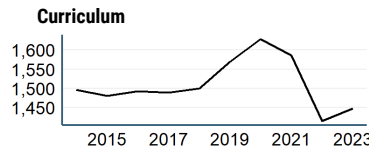


38% of adults (ages 25-44) in Nash County earned a family sustaining wage, 2022

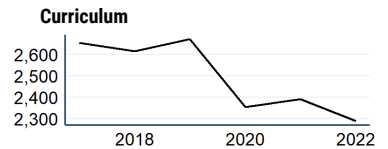
Nash County is served by:

Turning Point Workforce Development Board
 Upper Coastal Plain Council of Governments

UNC System College Enrollment



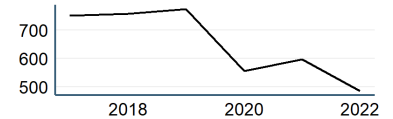
NC Community College Enrollment



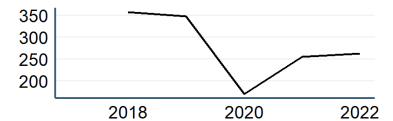
Top 3 Five-Star Jobs in Rocky Mount-Wilson Prosperity Zone Sub-Region

| Job Title | Annual Growth |
|-------------------------------|---------------|
| Data Scientists | 4% |
| Information Security Analysts | 4% |
| Nurse Practitioners | 3% |

First-time Curriculum Enrollments



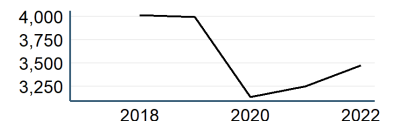
Basic Skills



Top 3 Employers in Nash County

| Employer | Employment Range |
|------------------------|------------------|
| Hospira Inc | 1000+ |
| Consolidated Diesel Co | 1000+ |
| Nash General Hospital | 1000+ |

Continuing Education



Adult Learners

Rocky Mount-Wilson Sub-Prosperity Zone post-secondary enrollments in NC Community Colleges, Fall 2022

- 322 Basic Skills
- 5,226 Continuing Education
- 1,537 Curriculum

16% of Nash County residents have student loan debt, 11% of debt holders had student loans in default. 2022

Success of Nash County High School Graduates

- 81% of students who enroll persist to their second year versus 79% in peer counties. 2022
- 49% of students who enroll earn a degree or certificate within 6 years versus 56% in peer counties. 2022

Top destinations of all college-goers, Fall 2023

- 2,901 of all college-goers attended Nash CC
- 555 of all college-goers attended Edgecombe CC
- 212 of all college-goers attended Wake TCC

57% of seniors completed the FAFSA in 2023, compared to 62% statewide; 233 more need to complete in 2023 to meet state goal of 80%. 2023

73% of graduates reported intentions to enroll in a postsecondary institution versus 68% in peer counties. 2022

47% of graduates enrolled in a postsecondary institution within 12 months versus 51% in peer counties. 2022

63% of Nash County students have parents with no college degree (either 2- or 4-year) versus 55% in peer counties.

How students in Nash County traditional schools are doing:

66% of eligible 4-year-olds enrolled in NC Pre-K program, compared to 53% statewide; 42 more needed to meet state goal of 75%. 2023

18% of 3-8 graders are earning college-and-career-ready scores (level 4 or 5) in reading, compared to 30% statewide; 4,445 more needed to meet state goal of 73%. 2023

17% of 3-8 graders are earning college-and-career-ready scores (level 4 or 5) in math, compared to 35% statewide; 4,458 more needed to meet state goal of 86%. 2023

85% of 9th graders graduate within four years, compared to 87% statewide; 128 more needed to meet state goal of 95%. 2023

29% of students are chronically absent from school, compared to 27% statewide; 2,742 less needed to meet state goal of 11%. 2023

Nash County has a student-to-school counselor ratio of 407:1 versus 362:1 in peer counties. 2023

3% of students drop out of high school (125 total students), compared to 2% statewide. 2023

Degree Credentials Awarded, 2022

757 certificate | 856 associate | 633 bachelor's

Postsecondary assets in Rocky Mount-Wilson Prosperity Zone sub-region

Public, 4-year or above

Public, 2-year

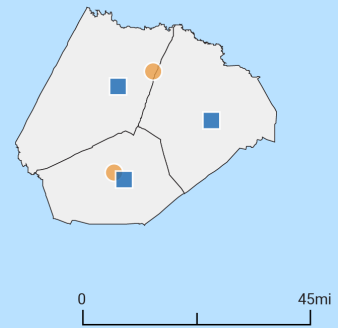
Edgecombe Community College, Nash Community College, Wilson Community College

Private not-for-profit, 4-year or above

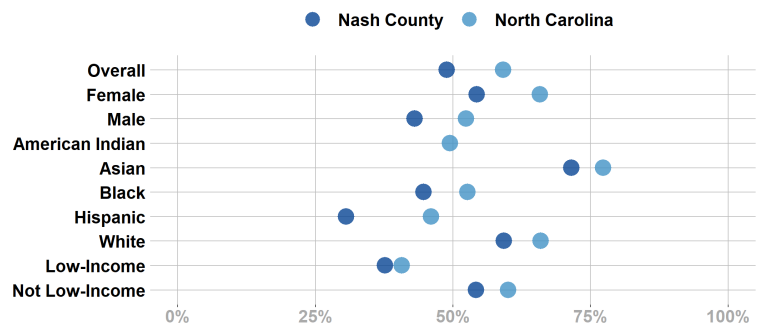
Barton College, North Carolina Wesleyan University

Private not-for-profit, 2-year

- 4-year public
- 2-year public
- 4-year private
- 2-year or less private



Postsecondary Enrollment Rates for Select Groups in Nash County, 2022

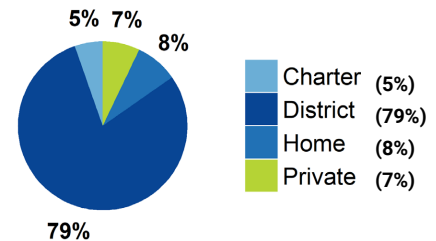


Note: Outcomes for groups with less than 10 students, <5% or >95% are not displayed.

School Choice

17,942 total students were enrolled in K-12 in Nash County in the 2022-23 school year.

Note: This profile focuses on outcomes of students enrolled in district schools.



Access to Postsecondary Credits

Students in Nash County completed 2,876 Career & Technical Education (CTE) credentials (587 (20%) were industry-valued credentials) and 817 concentrations in 2023. The top three CTE concentrations completed include Human Services; Health Science; and Agricultural, Food, & Natural Resources.

256 high school students took at least one AP test (6%) versus 8% in peer counties (2023).

480 high school students participated in Career & College Promise programs (45%) versus 43% in peer counties (2023).

For more information about each indicator, including data sources and methodology, visit:

dashboard.myfuturenc.org/county-data-and-resources/