

Northampton County

myFutureNC 2024 Attainment Profiles



Greenville Prosperity Zone Sub-Region
Peer County Type: Rural - Non-Metro
Local Education Agencies: 1 (2023)
Charter Schools: 1 (2023)

2030 Proposed Northampton County Attainment Goal: 2,944 (Stretch Goal: 2,984)

2030 State Attainment Goal: 2 million

Population Spotlight

2020 Census: 17,474
 2022 Estimate: 16,779
 Change: -695

Growth Rate

-4.0% vs. **2.5%**
 County State



\$51,550
 Median Household Income (2022)
 State: \$67,516



72%
 Home Owners (2022)
 State: 67%



29.1%
 Child Poverty Rate (2022)
 State: 17.2%



25.0%
 Opportunity Youth Rate (2022)
 State: 10.9%



43%
 Households with Broadband (2022)
 State: 77%



4.9%
 Unemployment Rate (2022)
 State: 3.7%

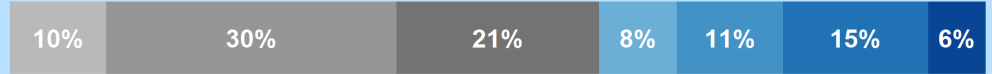
Educational Attainment

Northampton County residents ages 25-44, 2022

Less than high school High school graduate (including GED) Some college, no credential Short-term credential Associate degree Bachelor's degree Graduate or professional degree

No Degree
2,043
 60.5%

Have Degree or Credential
1,334
 39.5%



Note: Numbers may not add up to 100% due to rounding

Top Opportunities for Growth

These three areas represent the biggest opportunities for Northampton County to improve future attainment outcomes.



Chronic Absenteeism

52% of Northampton County students are chronically absent from school, above the rural - non-metro county average of 29%.



Math Performance

13% of Northampton County 3-8 graders earn college-and-career-ready scores in Math, below the rural - non-metro county average of 29%.



Reading Performance

12% of Northampton County 3-8 graders earn college-and-career-ready scores in Reading, below the rural - non-metro county average of 25%.

Promising Attainment Practices

The new **Promising Attainment Practices Database** is a curated, searchable, and filterable collection of about 250 county, region, and state-level initiatives and programs that directly address various components of the state's attainment challenge. The Database allows local and regional initiative leaders and other stakeholders to identify groups across the state who are developing or operating initiatives designed to boost attainment.

Follow link to discover how Northampton County has been meeting local needs:

https://dashboard.myfuturenc.org/promising-attainment-practices/?wdt_search=Northampton

LABOR MARKET ALIGNMENT

In Greenville Prosperity Zone Sub-Region:

85.4%

of postsecondary degrees and credentials conferred by regional institutions are aligned with labor market needs.

Top areas of misalignment:

Health Science below bachelor's
Transportation, Distribution & Logistics below bachelor's
Business Management & Administration bachelor's

402 Individuals served in an ApprenticeshipNC program in 2020

UNC and NC Community College Outcomes:

7,374 graduates in 2020

71% of 2016 graduates were employed in NC in 2021

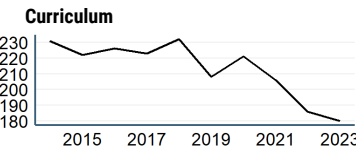
\$46,194 annual average earnings of graduates employed in NC (includes both part-time and full-time jobs)

39% of adults (ages 25-44) in Northampton County earned a **family sustaining wage**, 2022

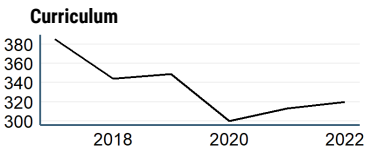
Northampton County is served by:

Turning Point Workforce Development Board
 Upper Coastal Plain Council of Governments

UNC System College Enrollment



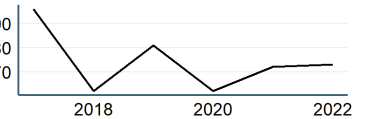
NC Community College Enrollment



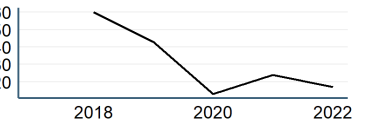
Top 3 Five-Star Jobs in Greenville Prosperity Zone Sub-Region

Job Title	Annual Growth
Nurse Practitioners	4%
Data Scientists	3%
Logisticians	3%

First-time Curriculum Enrollments



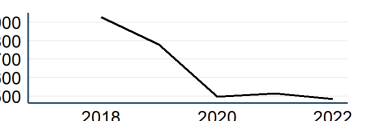
Basic Skills



Top 3 Employers in Northampton County

Employer	Employment Range
Lowes Home Centers Inc	500-999
Meherrin Agricultural & Chem Co Inc	500-999
Northampton County	250-499

Continuing Education



POSTSECONDARY COMPLETION

Adult Learners

Greenville Sub-Prosperity Zone post-secondary enrollments in NC Community Colleges, Fall 2022

- 451 Basic Skills
- 7,014 Continuing Education
- 2,424 Curriculum

13% of Northampton County residents have student loan debt; 6% of debt holders had student loans in default. 2022

Success of Northampton County High School Graduates

- 67% of students who enroll persist to their second year versus 78% in peer counties. 2022
- 45% of students who enroll earn a degree or certificate within 6 years versus 55% in peer counties. 2022

Top destinations of all college-goers, Fall 2023

- 322 of all college-goers attended Halifax CC
- 136 of all college-goers attended Roanoke-Chowan CC
- 30 of all college-goers attended Nash CC

COLLEGE & CAREER ACCESS

52% of seniors completed the FAFSA in 2023, compared to 62% statewide; 23 more need to complete in 2023 to meet state goal of 80%. 2023

43% of graduates reported intentions to enroll in a postsecondary institution versus 68% in peer counties. 2022

44% of graduates enrolled in a postsecondary institution within 12 months versus 52% in peer counties. 2022

66% of Northampton County students have parents with no college degree (either 2- or 4-year) versus 55% in peer counties.

ACADEMIC READINESS

How students in Northampton County traditional schools are doing:

Northampton County has met the goal for Pre-K enrollment. (Goal: 75%). 2023

12% of 3-8 graders are earning college-and-career-ready scores (level 4 or 5) in reading, compared to 30% statewide; 397 more needed to meet state goal of 73%. 2023

13% of 3-8 graders are earning college-and-career-ready scores (level 4 or 5) in math, compared to 35% statewide; 385 more needed to meet state goal of 86%. 2023

80% of 9th graders graduate within four years, compared to 87% statewide; 16 more needed to meet state goal of 95%. 2023

52% of students are chronically absent from school, compared to 27% statewide; 558 less needed to meet state goal of 11%. 2023

Northampton County has a student-to-school counselor ratio of 177:1 versus 325:1 in peer counties. 2023

5% of students drop out of high school (23 total students), compared to 2% statewide. 2023

Degree Credentials Awarded, 2022

1,509 certificate | 1,805 associate | 4,867 bachelor's

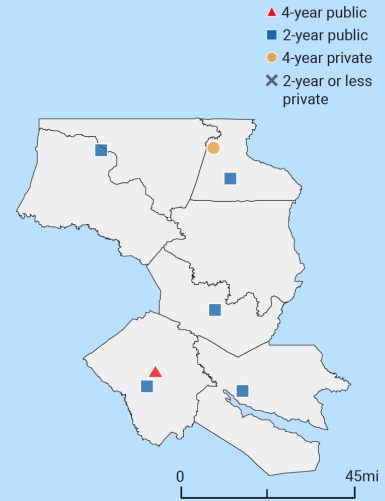
Postsecondary assets in Greenville Prosperity Zone sub-region

Public, 4-year or above
East Carolina University

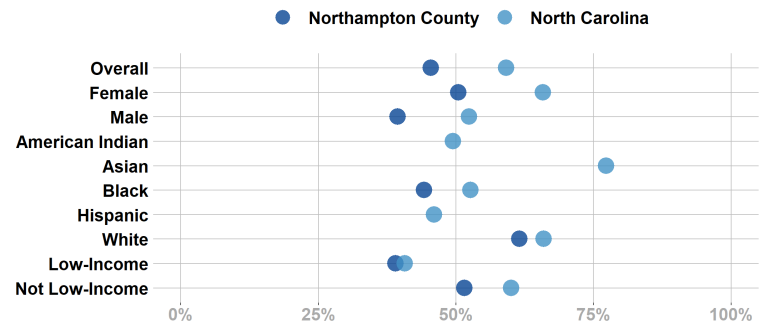
Public, 2-year
Beaufort County Community College, Halifax Community College, Martin Community College, Pitt Community College, Roanoke-Chowan Community College

Private not-for-profit, 4-year or above
Chowan University

Private not-for-profit, 2-year



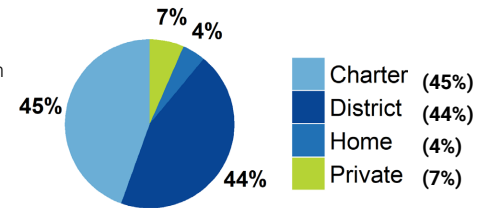
Postsecondary Enrollment Rates for Select Groups in Northampton County, 2022



Note: Outcomes for groups with less than 10 students, <5% or >95% are not displayed.

School Choice

2,751 total students were enrolled in K-12 in Northampton County in the 2022-23 school year.



Note: This profile focuses on outcomes of students enrolled in district schools.

Access to Postsecondary Credits

Students in Northampton County completed 460 Career & Technical Education (CTE) credentials (0 (0%) were industry-valued credentials) and 106 concentrations in 2023. The top three CTE concentrations completed include Business Management & Administration; Arts, Audio/Video Technology, & Communications; and Human Services.

Less than 10 high school students took at least one AP test (NA) versus 8% in peer counties (2023).

72 high school students participated in Career & College Promise programs (71%) versus 51% in peer counties (2023).

For more information about each indicator, including data sources and methodology, visit:

dashboard.myfuturenc.org/county-data-and-resources/