

Pender County

myFutureNC 2024 Attainment Profiles



Wilmington
Prosperity Zone Sub-Region
Peer County Type: Rural - Metro
Local Education Agencies: 1 (2023)
Charter Schools: 0 (2023)

2030 Proposed Pender County Attainment Goal: 12,441 (Stretch Goal: 12,557)

2030 State Attainment Goal: 2 million

Population Spotlight

2020 Census: 60,208
2022 Estimate: 65,737
Change: 5,529

Growth Rate

9.2% County vs. 2.5% State



\$73,663
Median Household Income (2022)
State: \$67,516



82%
Home Owners (2022)
State: 67%



15.8%
Child Poverty Rate (2022)
State: 17.2%



10.7%
Opportunity Youth Rate (2022)
State: 10.9%



69%
Households with Broadband (2022)
State: 77%



3.5%
Unemployment Rate (2022)
State: 3.7%

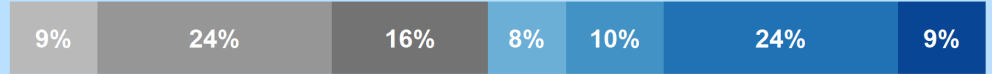
Educational Attainment

Pender County residents ages 25-44, 2022

Less than high school High school graduate (including GED) Some college, no credential Short-term credential Associate degree Bachelor's degree Graduate or professional degree

No Degree
7,207
48.8%

Have Degree or Credential
7,567
51.2%



Note: Numbers may not add up to 100% due to rounding

Top Opportunities for Growth

These three areas represent the biggest opportunities for Pender County to improve future attainment outcomes.



School Counselors

Pender County has a student-to-school counselor ratio of 460:1, above the rural - metro county average of 362:1.



FAFSA Completion

57% of Pender County high school seniors complete the FAFSA, below the rural - metro county average of 58%.



Transition to Postsecondary

50% of Pender County seniors enroll in postsecondary within 12 months of graduation, below the state average of 58%.

Promising Attainment Practices

The new Promising Attainment Practices Database is a curated, searchable, and filterable collection of about 250 county, region, and state-level initiatives and programs that directly address various components of the state's attainment challenge. The Database allows local and regional initiative leaders and other stakeholders to identify groups across the state who are developing or operating initiatives designed to boost attainment.

Follow link to discover how Pender County has been meeting local needs:

https://dashboard.myfuturenc.org/promising-attainment-practices/?wdt_search=Pender

LABOR MARKET ALIGNMENT

In Wilmington Prosperity Zone Sub-Region:

83.8%

of postsecondary degrees and credentials conferred by regional institutions are aligned with labor market needs.

Top areas of misalignment:

Health Science below bachelor's
Transportation, Distribution & Logistics below bachelor's
Business Management & Administration bachelor's



273 Individuals served in an ApprenticeshipNC program in 2020

UNC and NC Community College Outcomes:

5,768 graduates in 2020

66% of 2016 graduates were employed in NC in 2021

\$44,807 annual average earnings of graduates employed in NC (includes both part-time and full-time jobs)

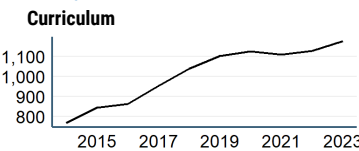


56% of adults (ages 25-44) in Pender County earned a family sustaining wage, 2022

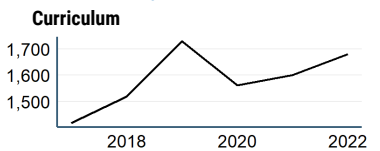
Pender County is served by:

Cape Fear Workforce Development Board
Cape Fear Council of Governments

UNC System College Enrollment



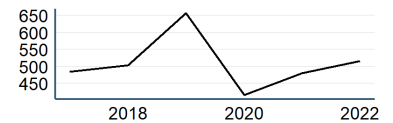
NC Community College Enrollment



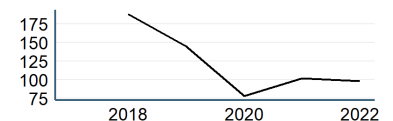
Top 3 Five-Star Jobs in Wilmington Prosperity Zone Sub-Region

Job Title	Annual Growth
Nurse Practitioners	4%
Data Scientists	4%
Web Developers	4%

First-time Curriculum Enrollments



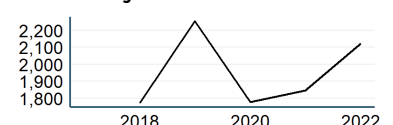
Basic Skills



Top 3 Employers in Pender County

Employer	Employment Range
Pender County Schools	1000+
Pender County N C	250-499
Medical Edge Recruitment Llc	250-499

Continuing Education



Adult Learners

Wilmington Sub-Prosperity Zone post-secondary enrollments in NC Community Colleges, Fall 2022

- 381 Basic Skills
- 6,638 Continuing Education
- 1,928 Curriculum

14% of Pender County residents have **student loan debt**; 6% of debt holders had **student loans in default**. 2022

Success of Pender County High School Graduates

- 77% of students who enroll **persist to their second year** versus 79% in peer counties. 2022
- 56% of students who enroll **earn a degree or certificate** within 6 years versus 56% in peer counties. 2022

Top destinations of all college-goers, Fall 2023

- 2,405 of all college-goers attended **Cape Fear CC**
- 80 of all college-goers attended **Coastal Carolina CC**
- 68 of all college-goers attended **James Sprunt CC**

57% of seniors **completed the FAFSA** in 2023, compared to 62% statewide; 160 more need to complete in 2023 to meet state goal of 80%. 2023

75% of graduates reported **intentions to enroll** in a postsecondary institution versus 68% in peer counties. 2022

50% of graduates **enrolled in a postsecondary institution** within 12 months versus 51% in peer counties. 2022

30% of Pender County students have **parents with no college degree** (either 2- or 4-year) versus 55% in peer counties.

How students in Pender County traditional schools are doing:

Pender County has met the goal for **Pre-K enrollment**. (Goal: 75%). 2023

33% of 3-8 graders are earning college-and-career-ready scores (level 4 or 5) in **reading**, compared to 30% statewide; 2,578 more needed to meet state goal of 73%. 2023

39% of 3-8 graders are earning college-and-career-ready scores (level 4 or 5) in **math**, compared to 35% statewide; 2,298 more needed to meet state goal of 86%. 2023

94% of 9th graders **graduate within four years**, compared to 87% statewide; 11 more needed to meet state goal of 95%. 2023

25% of students are **chronically absent from school**, compared to 27% statewide; 1,538 less needed to meet state goal of 11%. 2023

Pender County has a **student-to-school counselor ratio** of 460:1 versus 362:1 in peer counties. 2023

0% of students **drop out of high school** (8 total students), compared to 2% statewide. 2023

Degree Credentials Awarded, 2022

911 certificate | 1,617 associate | 3,674 bachelor's

Postsecondary assets in Wilmington Prosperity Zone sub-region

Public, 4-year or above

University of North Carolina Wilmington

Public, 2-year

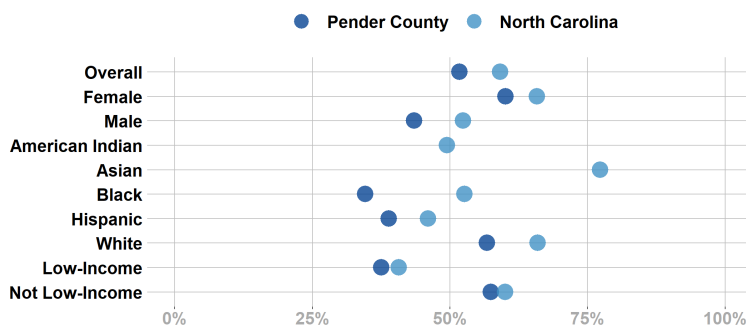
Brunswick Community College, Cape Fear Community College

Private not-for-profit, 4-year or above

Private not-for-profit, 2-year



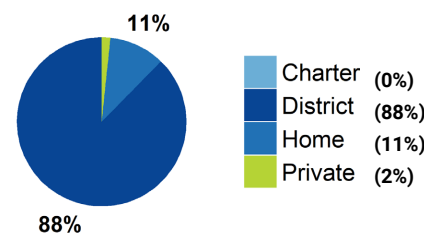
Postsecondary Enrollment Rates for Select Groups in Pender County, 2022



School Choice

12,154 total students were enrolled in K-12 in Pender County in the 2022-23 school year.

Note: This profile focuses on outcomes of students enrolled in district schools.



Access to Postsecondary Credits

Students in Pender County completed **5,218 Career & Technical Education (CTE) credentials (844 (16%) were industry-valued credentials) and 584 concentrations** in 2023. The top three CTE concentrations completed include Health Science; Agricultural, Food, & Natural Resources; and Hospitality & Tourism.

359 high school students took at least one **AP test (11%)** versus 8% in peer counties (2023).

397 high school students participated in **Career & College Promise programs (51%)** versus 43% in peer counties (2023).

For more information about each indicator, including data sources and methodology, visit:

dashboard.myfuturenc.org/county-data-and-resources/