

Randolph County

myFutureNC 2024 Attainment Profiles



Greensboro Prosperity Zone Sub-Region
Peer County Type: Rural - Metro
Local Education Agencies: 2 (2023)
Charter Schools: 1 (2023)

2030 Proposed Randolph County Attainment Goal: 21,511 (Stretch Goal: 21,823)

2030 State Attainment Goal: 2 million

Population Spotlight

2020 Census: 144,151
2022 Estimate: 146,043
Change: 1,892

Growth Rate

1.3% County vs. 2.5% State



\$58,037 Median Household Income (2022)
State: \$67,516



74% Home Owners (2022)
State: 67%



20.3% Child Poverty Rate (2022)
State: 17.2%



16.1% Opportunity Youth Rate (2022)
State: 10.9%



71% Households with Broadband (2022)
State: 77%



3.6% Unemployment Rate (2022)
State: 3.7%

Educational Attainment

Randolph County residents ages 25-44, 2022

Less than high school High school graduate (including GED) Some college, no credential Short-term credential Associate degree Bachelor's degree Graduate or professional degree



No Degree 21,699 64.0%



Have Degree or Credential 12,226 36.0%



Note: Numbers may not add up to 100% due to rounding

Top Opportunities for Growth

These three areas represent the biggest opportunities for Randolph County to improve future attainment outcomes.



NC Pre-K Enrollment

46% of Randolph County eligible 4-year-olds are enrolled in NC Pre-K, below the rural - metro county average of 59%.



Reading Performance

24% of Randolph County 3-8 graders earn college-and-career-ready scores in Reading, below the rural - metro county average of 26%.



School Counselors

Randolph County has a student-to-school counselor ratio of 371:1, above the rural - metro county average of 362:1.

Promising Attainment Practices

The new Promising Attainment Practices Database is a curated, searchable, and filterable collection of about 250 county, region, and state-level initiatives and programs that directly address various components of the state's attainment challenge. The Database allows local and regional initiative leaders and other stakeholders to identify groups across the state who are developing or operating initiatives designed to boost attainment.

Follow link to discover how Randolph County has been meeting local needs:

https://dashboard.myfuturenc.org/promising-attainment-practices/?wdt_search=Randolph

LABOR MARKET ALIGNMENT

In Greensboro Prosperity Zone Sub-Region:

83.7%

of postsecondary degrees and credentials conferred by regional institutions are aligned with labor market needs.

Top areas of misalignment:

Health Science below bachelor's
Transportation, Distribution & Logistics below bachelor's
Business Management & Administration bachelor's



891 Individuals served in an ApprenticeshipNC program in 2020

UNC and NC Community College Outcomes:

8,468 graduates in 2020

73% of 2016 graduates were employed in NC in 2021

\$41,353 annual average earnings of graduates employed in NC (includes both part-time and full-time jobs)



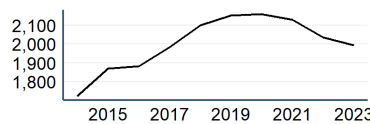
41% of adults (ages 25-44) in Randolph County earned a family sustaining wage, 2022

Randolph County is served by:

Piedmont Triad Regional Workforce Development Board
Piedmont Triad Regional Council

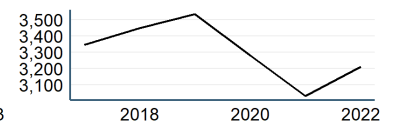
UNC System College Enrollment

Curriculum



NC Community College Enrollment

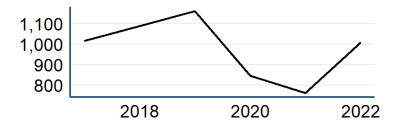
Curriculum



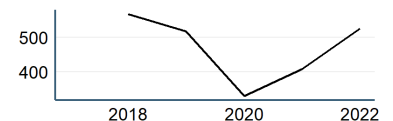
Top 3 Five-Star Jobs in Greensboro Prosperity Zone Sub-Region

Job Title	Annual Growth
Nurse Practitioners	4%
Logisticians	3%
Web Developers	3%

First-time Curriculum Enrollments



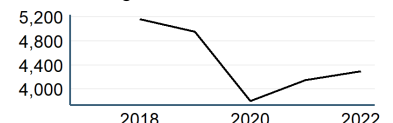
Basic Skills



Top 3 Employers in Randolph County

Employer	Employment Range
Randolph County Board Of Education	1000+
Technimark LLC	1000+
Randolph Hospital	1000+

Continuing Education



POSTSECONDARY COMPLETION

Adult Learners

Greensboro Sub-Prosperity Zone post-secondary enrollments in NC Community Colleges, Fall 2022

- 1,537 Basic Skills
- 13,896 Continuing Education
- 4,256 Curriculum

10% of Randolph County residents have student loan debt; 8% of debt holders had student loans in default. 2022

Success of Randolph County High School Graduates

- 80% of students who enroll persist to their second year versus 79% in peer counties. 2022
- 60% of students who enroll earn a degree or certificate within 6 years versus 56% in peer counties. 2022

Top destinations of all college-goers, Fall 2023

- 3,944 of all college-goers attended Randolph CC
- 724 of all college-goers attended Guilford TCC
- 264 of all college-goers attended Davidson-Davie CC

COLLEGE & CAREER ACCESS

60% of seniors completed the FAFSA in 2023, compared to 62% statewide; 254 more need to complete in 2023 to meet state goal of 80%. 2023

69% of graduates reported intentions to enroll in a postsecondary institution versus 68% in peer counties. 2022

45% of graduates enrolled in a postsecondary institution within 12 months versus 51% in peer counties. 2022

66% of Randolph County students have parents with no college degree (either 2- or 4-year) versus 55% in peer counties.

ACADEMIC READINESS

How students in Randolph County traditional schools are doing:

46% of eligible 4-year-olds enrolled in NC Pre-K program, compared to 53% statewide; 235 more needed to meet state goal of 75%. 2023

24% of 3-8 graders are earning college-and-career-ready scores (level 4 or 5) in reading, compared to 30% statewide; 5,548 more needed to meet state goal of 73%. 2023

30% of 3-8 graders are earning college-and-career-ready scores (level 4 or 5) in math, compared to 35% statewide; 4,982 more needed to meet state goal of 86%. 2023

87% of 9th graders graduate within four years, compared to 87% statewide; 119 more needed to meet state goal of 95%. 2023

26% of students are chronically absent from school, compared to 27% statewide; 2,985 less needed to meet state goal of 11%. 2023

Randolph County has a student-to-school counselor ratio of 371:1 versus 362:1 in peer counties. 2023

2% of students drop out of high school (133 total students), compared to 2% statewide. 2023

Degree Credentials Awarded, 2022

2,834 certificate | 2,673 associate | 8,498 bachelor's

Postsecondary assets in Greensboro Prosperity Zone sub-region

Public, 4-year or above

North Carolina A & T State University, University of North Carolina at Greensboro

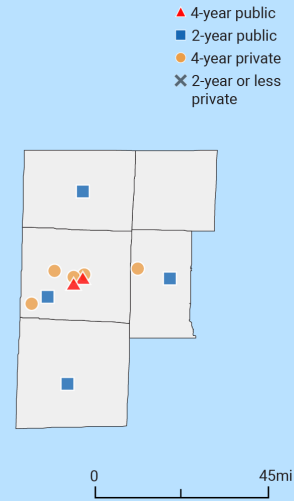
Public, 2-year

Alamance Community College, Guilford Technical Community College, Randolph Community College, Rockingham Community College

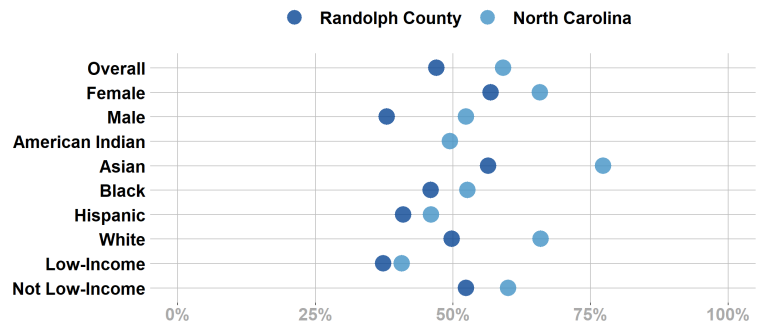
Private not-for-profit, 4-year or above

Bennett College, Elon University, Greensboro College, Guilford College, High Point University

Private not-for-profit, 2-year



Postsecondary Enrollment Rates for Select Groups in Randolph County, 2022

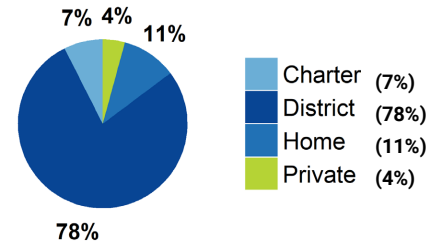


Note: Outcomes for groups with less than 10 students, <5% or >95% are not displayed.

School Choice

24,951 total students were enrolled in K-12 in Randolph County in the 2022-23 school year.

Note: This profile focuses on outcomes of students enrolled in district schools.



Access to Postsecondary Credits

Students in Randolph County completed 9,834 Career & Technical Education (CTE) credentials (1,217 (12%) were industry-valued credentials) and 1,147 concentrations in 2023. The top three CTE concentrations completed include Agricultural, Food, & Natural Resources; Human Services; and Health Science.

559 high school students took at least one AP test (9%) versus 8% in peer counties (2023).

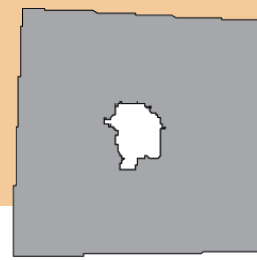
371 high school students participated in Career & College Promise programs (34%) versus 43% in peer counties (2023).

For more information about each indicator, including data sources and methodology, visit:

dashboard.myfuturenc.org/county-data-and-resources/

City/District School Profile

Randolph County School System | 2022-2023
 This profile is a supplement to the County Profiles



□ district boundary

Total Schools: 32 **Total Students:** 14,980

ACADEMIC READINESS

How students in Randolph County School System are currently doing:

- **25%** of 3-8 graders are earning college-and-career-ready scores (level 4 or 5) in **reading**, compared to **30%** statewide; 3,331 more needed to meet state goal of **73%**. 2023
- **32%** of 3-8 graders are earning college-and-career-ready scores (level 4 or 5) in **math**, compared to **35%** statewide; 3,735 more needed to meet state goal of **86%**. 2023
- **88%** of 9th graders **graduate within four years**, compared to **87%** statewide; 82 more needed to meet state goal of **95%**. 2023
- **26%** of students are **chronically absent from school**, compared to **27%** statewide; 2,319 less needed to meet state goal of **11%**. 2023



Randolph County School System has a **student-to-school counselor ratio of 365:1**. 2023

Access to Postsecondary Credits

Students in Randolph County School System completed **8,342 Career & Technical Education (CTE) credentials (948 (11%) were industry-valued credentials) and 937 concentrations** in 2023. The top three CTE concentrations completed include Agricultural, Food, & Natural Resources; Human Services; and Health Science.



375 high school students took at least one **AP test (8%)** (2023).



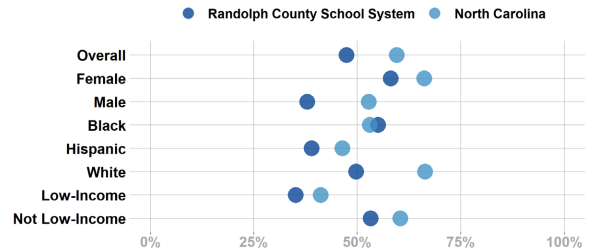
279 high school students participated in **Career & College Promise programs (36%)** (2023).

COLLEGE & CAREER ACCESS

How students in Randolph County School System are planning for and enrolling in college:

- **58%** of seniors **completed the FAFSA** in 2023, compared to **62%** statewide; 229 more need to complete in 2023 to meet state goal of **80%**. 2023
- **69%** of graduates reported **intentions to enroll** in a postsecondary institution. 2022
- **45%** of graduates **enrolled in a postsecondary institution** within 12 months. 2022

Postsecondary Enrollment Rates (within 12 months) for Select Groups in Randolph County School System, 2022



Note: Outcomes for groups with less than 10 students, <5% or >95% are not displayed.

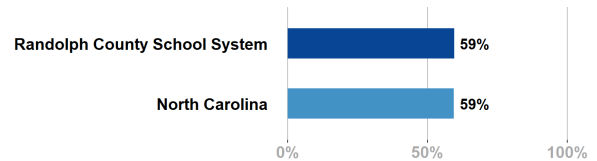
POSTSECONDARY COMPLETION

Top destinations of all college-goers, Fall 2023

- Randolph CC
- Guilford TCC
- Davidson-Davie CC

• **81%** of college students **persist to their second year** of attendance. 2022

Percentage of students enrolled in North Carolina postsecondary institution who graduate within 6 years of enrollment, 2022



** Observations <10 or no data available

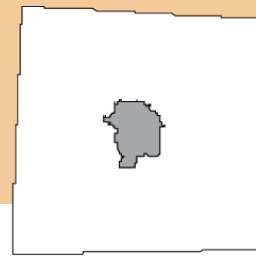
For more information about each indicator, including data sources and methodology, visit:

dashboard.myfuturenc.org/county-data-and-resources/

City/District School Profile

Asheboro City Schools | 2022-2023

This profile is a supplement to the County Profiles



district boundary

Total Schools: 8 Total Students: 4,310

ACADEMIC READINESS

How students in Asheboro City Schools are currently doing:

- **20%** of 3-8 graders are earning college-and-career-ready scores (level 4 or 5) in **reading**, compared to **30%** statewide; 1,061 more needed to meet state goal of **73%**. 2023
- **23%** of 3-8 graders are earning college-and-career-ready scores (level 4 or 5) in **math**, compared to **35%** statewide; 1,247 more needed to meet state goal of **86%**. 2023
- **84%** of 9th graders **graduate within four years**, compared to **87%** statewide; 37 more needed to meet state goal of **95%**. 2023
- **25%** of students are **chronically absent from school**, compared to **27%** statewide; 666 less needed to meet state goal of **11%**. 2023



Asheboro City Schools has a **student-to-school counselor ratio** of **392:1**. 2023

Access to Postsecondary Credits

Students in Asheboro City Schools completed **1,492 Career & Technical Education (CTE) credentials (269 (18%) were industry-valued credentials) and 210 concentrations** in 2023. The top three CTE concentrations completed include Health Science; Manufacturing; and Human Services.



184 high school students took at least one **AP test (14%) (2023)**.



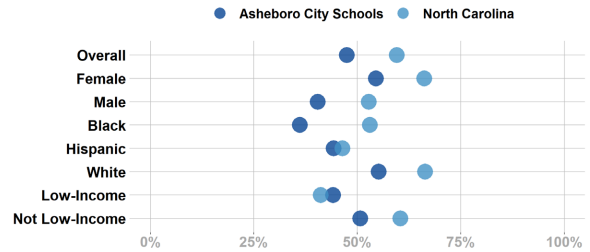
92 high school students participated in **Career & College Promise programs (30%) (2023)**.

COLLEGE & CAREER ACCESS

How students in Asheboro City Schools are planning for and enrolling in college:

- **70%** of seniors **completed the FAFSA** in 2023, compared to **62%** statewide; 25 more need to complete in 2023 to meet state goal of **80%**. 2023
- **70%** of graduates reported **intentions to enroll** in a postsecondary institution. 2022
- **46%** of graduates **enrolled in a postsecondary institution** within 12 months. 2022

Postsecondary Enrollment Rates (within 12 months) for Select Groups in Asheboro City Schools, 2022



Note: Outcomes for groups with less than 10 students, <5% or >95% are not displayed.

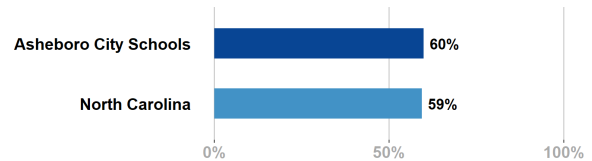
POSTSECONDARY COMPLETION

Top destinations of all college-goers, Fall 2023

- Randolph CC
- Guilford TCC
- Davidson-Davie CC

- **78%** of college students **persist to their second year** of attendance. 2022

Percentage of students enrolled in North Carolina postsecondary institution who graduate within 6 years of enrollment, 2022



** Observations <10 or no data available

For more information about each indicator, including data sources and methodology, visit:

dashboard.myfuturenc.org/county-data-and-resources/