

# Richmond County

myFutureNC 2024 Attainment Profiles



Pinehurst-Rockingham Prosperity Zone Sub-Region  
**Peer County Type:** Rural - Non-Metro  
**Local Education Agencies:** 1 (2023)  
**Charter Schools:** 0 (2023)

2030 Proposed Richmond County Attainment Goal: 4,390 (Stretch Goal: 4,497)

2030 State Attainment Goal: 2 million

## Population Spotlight

2020 Census: 42,953  
 2022 Estimate: 42,778  
 Change: -175

## Growth Rate

**-0.4%** vs. **2.5%**  
 County State



**\$44,383**  
 Median Household Income (2022)  
 State: \$67,516



**65%**  
 Home Owners (2022)  
 State: 67%



**37.3%**  
 Child Poverty Rate (2022)  
 State: 17.2%



**16.2%**  
 Opportunity Youth Rate (2022)  
 State: 10.9%



**62%**  
 Households with Broadband (2022)  
 State: 77%



**5.0%**  
 Unemployment Rate (2022)  
 State: 3.7%

## Educational Attainment

Richmond County residents ages 25-44, 2022

Less than high school High school graduate (including GED) Some college, no credential Short-term credential Associate degree Bachelor's degree Graduate or professional degree

**No Degree**  
**6,637**  
 63.4%

**Have Degree or Credential**  
**3,824**  
 36.6%



Note: Numbers may not add up to 100% due to rounding

## Top Opportunities for Growth

These three areas represent the biggest opportunities for Richmond County to improve future attainment outcomes.



### FAFSA Completion

53% of Richmond County high school seniors complete the FAFSA, below the rural - non-metro county average of 61%.



### Reading Performance

19% of Richmond County 3-8 graders earn college-and-career-ready scores in Reading, below the rural - non-metro county average of 25%.



### High School Graduation

80% of Richmond County 9th graders complete high school in 4 years or less, below the rural - non-metro county average of 85%.

## Promising Attainment Practices

The new **Promising Attainment Practices Database** is a curated, searchable, and filterable collection of about 250 county, region, and state-level initiatives and programs that directly address various components of the state's attainment challenge. The Database allows local and regional initiative leaders and other stakeholders to identify groups across the state who are developing or operating initiatives designed to boost attainment.

Follow link to discover how Richmond County has been meeting local needs:

[https://dashboard.myfuturenc.org/promising-attainment-practices/?wdt\\_search=Richmond](https://dashboard.myfuturenc.org/promising-attainment-practices/?wdt_search=Richmond)

LABOR MARKET ALIGNMENT

## In Pinehurst-Rockingham Prosperity Zone Sub-Region:

**52.3%**

of postsecondary degrees and credentials conferred by regional institutions are aligned with labor market needs.

### Top areas of misalignment:

- Health Science** bachelor's and below bachelor's
- Business Management & Administration** bachelor's
- Education & Training** bachelor's



**21** Individuals served in an ApprenticeshipNC program in 2020

### UNC and NC Community College Outcomes:

- 1,663** graduates in 2020
- 71%** of 2016 graduates were employed in NC in 2021
- \$35,097** annual average earnings of graduates employed in NC (includes both part-time and full-time jobs)

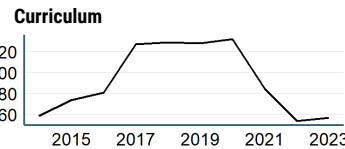


**32%** of adults (ages 25-44) in Richmond County earned a **family sustaining wage**, 2022

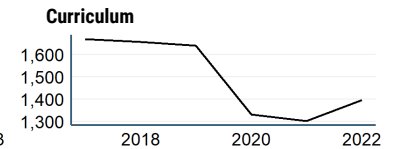
### Richmond County is served by:

- Lumber River Workforce Development Board
- Lumber River Council of Governments

## UNC System College Enrollment



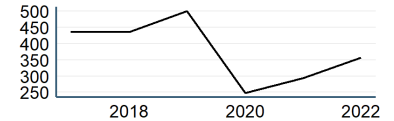
## NC Community College Enrollment



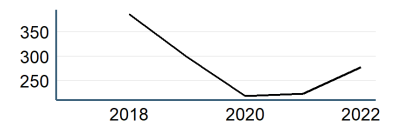
## Top 3 Five-Star Jobs in Pinehurst-Rockingham Prosperity Zone Sub-Region

Job Title	Annual Growth
Nurse Practitioners	5%
Logisticians	4%
Medical and Health Services Managers	3%

## First-time Curriculum Enrollments



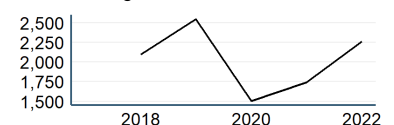
## Basic Skills



## Top 3 Employers in Richmond County

Employer	Employment Range
Richmond County Schools	1000+
Perdue Farms Incorporated	1000+
Firsthealth Of The Carolinas Inc	500-999

## Continuing Education



POSTSECONDARY COMPLETION

Adult Learners

Pinehurst-Rockingham Sub-Prosperity Zone post-secondary enrollments in NC Community Colleges, Fall 2022

- 430 Basic Skills
- 6,486 Continuing Education
- 1,338 Curriculum

10% of Richmond County residents have student loan debt; 16% of debt holders had student loans in default. 2022

Success of Richmond County High School Graduates

- 77% of students who enroll persist to their second year versus 78% in peer counties. 2022
- 48% of students who enroll earn a degree or certificate within 6 years versus 55% in peer counties. 2022

Top destinations of all college-goers, Fall 2023

- 2,157 of all college-goers attended Richmond CC
- 185 of all college-goers attended Sandhills CC
- 106 of all college-goers attended South Piedmont CC

COLLEGE & CAREER ACCESS

53% of seniors completed the FAFSA in 2023, compared to 62% statewide; 108 more need to complete in 2023 to meet state goal of 80%. 2023

57% of graduates reported intentions to enroll in a postsecondary institution versus 68% in peer counties. 2022

48% of graduates enrolled in a postsecondary institution within 12 months versus 52% in peer counties. 2022

57% of Richmond County students have parents with no college degree (either 2- or 4-year) versus 55% in peer counties.

ACADEMIC READINESS

How students in Richmond County traditional schools are doing:

- 67% of eligible 4-year-olds enrolled in NC Pre-K program, compared to 53% statewide; 26 more needed to meet state goal of 75%. 2023
- 19% of 3-8 graders are earning college-and-career-ready scores (level 4 or 5) in reading, compared to 30% statewide; 1,932 more needed to meet state goal of 73%. 2023
- 26% of 3-8 graders are earning college-and-career-ready scores (level 4 or 5) in math, compared to 35% statewide; 1,750 more needed to meet state goal of 86%. 2023
- 80% of 9th graders graduate within four years, compared to 87% statewide; 79 more needed to meet state goal of 95%. 2023
- 29% of students are chronically absent from school, compared to 27% statewide; 1,229 less needed to meet state goal of 11%. 2023

Richmond County has a student-to-school counselor ratio of 317:1 versus 325:1 in peer counties. 2023

3% of students drop out of high school (74 total students), compared to 2% statewide. 2023

Degree Credentials Awarded, 2022

739 certificate | 1,189 associate | 19 bachelor's

Postsecondary assets in Pinehurst-Rockingham Prosperity Zone sub-region

Public, 4-year or above

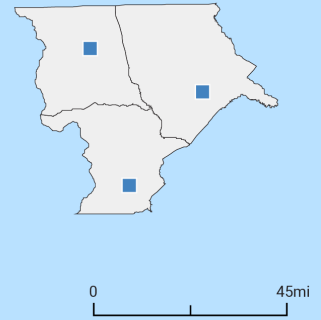
Public, 2-year

Montgomery Community College, Richmond Community College, Sandhills Community College

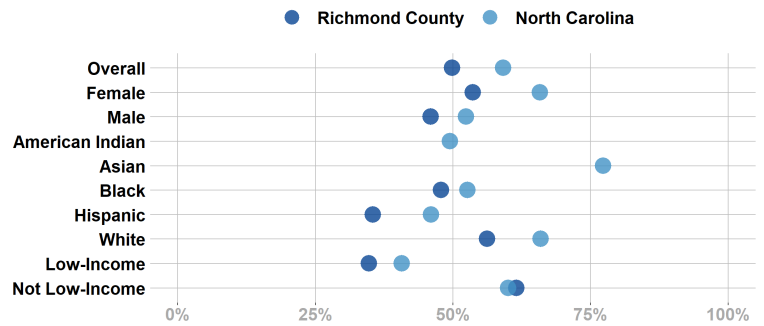
Private not-for-profit, 4-year or above

Private not-for-profit, 2-year

- 4-year public
- 2-year public
- 4-year private
- 2-year or less private



Postsecondary Enrollment Rates for Select Groups in Richmond County, 2022

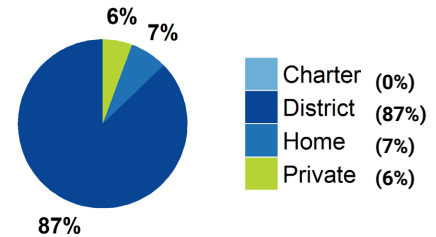


Note: Outcomes for groups with less than 10 students, <5% or >95% are not displayed.

School Choice

7,348 total students were enrolled in K-12 in Richmond County in the 2022-23 school year.

Note: This profile focuses on outcomes of students enrolled in district schools.



Access to Postsecondary Credits

Students in Richmond County completed 2,249 Career & Technical Education (CTE) credentials (197 (9%) were industry-valued credentials) and 261 concentrations in 2023. The top three CTE concentrations completed include Manufacturing; Health Science; and Information Technology.

107 high school students took at least one AP test (5%) versus 8% in peer counties (2023).

258 high school students participated in Career & College Promise programs (61%) versus 51% in peer counties (2023).

For more information about each indicator, including data sources and methodology, visit:

[dashboard.myfuturenc.org/county-data-and-resources/](https://dashboard.myfuturenc.org/county-data-and-resources/)