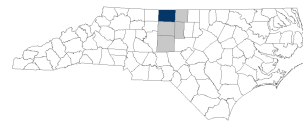


Rockingham County

myFutureNC 2024 Attainment Profiles



Greensboro
Prosperity Zone Sub-Region
Peer County Type: Rural - Metro
Local Education Agencies: 1 (2023)
Charter Schools: 1 (2023)

2030 Proposed Rockingham County Attainment Goal: 12,094 (Stretch Goal: 12,286)

2030 State Attainment Goal: 2 million

Population Spotlight

2020 Census: 91,100
2022 Estimate: 91,957
Change: 857

Growth Rate

0.9% County vs. 2.5% State



\$52,494
Median Household Income (2022)
State: \$67,516



71%
Home Owners (2022)
State: 67%



29.8%
Child Poverty Rate (2022)
State: 17.2%



16.3%
Opportunity Youth Rate (2022)
State: 10.9%



63%
Households with Broadband (2022)
State: 77%



4.1%
Unemployment Rate (2022)
State: 3.7%

Educational Attainment

Rockingham County residents ages 25-44, 2022

Less than high school High school graduate (including GED) Some college, no credential Short-term credential Associate degree Bachelor's degree Graduate or professional degree



No Degree
12,554
61.6%



Have Degree or Credential
7,820
38.4%



Note: Numbers may not add up to 100% due to rounding

Top Opportunities for Growth

These three areas represent the biggest opportunities for Rockingham County to improve future attainment outcomes.



NC Pre-K Enrollment

44% of Rockingham County eligible 4-year-olds are enrolled in NC Pre-K, below the rural - metro county average of 59%.



Chronic Absenteeism

36% of Rockingham County students are chronically absent from school, above the rural - metro county average of 29%.



Earning College Credit in High School

36% of Rockingham County graduates participated in Career & College Promise programs, below the rural - metro county average of 43%. Also, 6% of high school students took at least one AP exam, below the peer county average of 8%.

Promising Attainment Practices

The new **Promising Attainment Practices Database** is a curated, searchable, and filterable collection of about 250 county, region, and state-level initiatives and programs that directly address various components of the state's attainment challenge. The Database allows local and regional initiative leaders and other stakeholders to identify groups across the state who are developing or operating initiatives designed to boost attainment.

Follow link to discover how Rockingham County has been meeting local needs:

https://dashboard.myfuturenc.org/promising-attainment-practices/?wdt_search=Rockingham

LABOR MARKET ALIGNMENT

In Greensboro Prosperity Zone Sub-Region:

83.7%

of postsecondary degrees and credentials conferred by regional institutions are aligned with labor market needs.

Top areas of misalignment:

Health Science below bachelor's
Transportation, Distribution & Logistics below bachelor's
Business Management & Administration bachelor's



891 Individuals served in an ApprenticeshipNC program in 2020

UNC and NC Community College Outcomes:

8,468 graduates in 2020

73% of 2016 graduates were employed in NC in 2021

\$41,353 annual average earnings of graduates employed in NC (includes both part-time and full-time jobs)

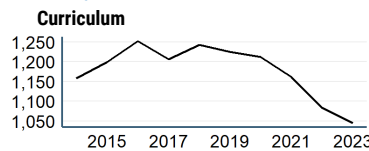


40% of adults (ages 25-44) in Rockingham County earned a family sustaining wage, 2022

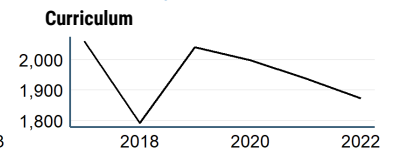
Rockingham County is served by:

Piedmont Triad Regional Workforce Development Board
Piedmont Triad Regional Council

UNC System College Enrollment



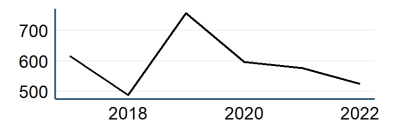
NC Community College Enrollment



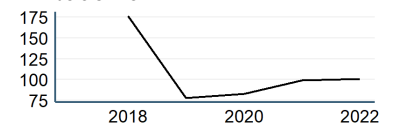
Top 3 Five-Star Jobs in Greensboro Prosperity Zone Sub-Region

Job Title	Annual Growth
Nurse Practitioners	4%
Logisticians	3%
Web Developers	3%

First-time Curriculum Enrollments



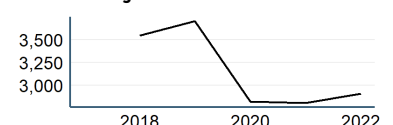
Basic Skills



Top 3 Employers in Rockingham County

Employer	Employment Range
Rockingham County Consolidated Sch	1000+
Wal-Mart Associates Inc.	1000+
Unifi Manufacturing Inc	500-999

Continuing Education



POSTSECONDARY COMPLETION

Adult Learners

Greensboro Sub-Prosperity Zone post-secondary enrollments in NC Community Colleges, Fall 2022

- 1,537 Basic Skills
- 13,896 Continuing Education
- 4,256 Curriculum

10% of Rockingham County residents have student loan debt; 10% of debt holders had student loans in default. 2022

Success of Rockingham County High School Graduates

- 76% of students who enroll persist to their second year versus 79% in peer counties. 2022
- 55% of students who enroll earn a degree or certificate within 6 years versus 56% in peer counties. 2022

Top destinations of all college-goers, Fall 2023

- 2,462 of all college-goers attended Rockingham CC
- 364 of all college-goers attended Guilford TCC
- 100 of all college-goers attended Forsyth TCC

COLLEGE & CAREER ACCESS

56% of seniors completed the FAFSA in 2023, compared to 62% statewide; 161 more need to complete in 2023 to meet state goal of 80%. 2023

64% of graduates reported intentions to enroll in a postsecondary institution versus 68% in peer counties. 2022

54% of graduates enrolled in a postsecondary institution within 12 months versus 51% in peer counties. 2022

63% of Rockingham County students have parents with no college degree (either 2- or 4-year) versus 55% in peer counties.

ACADEMIC READINESS

How students in Rockingham County traditional schools are doing:

44% of eligible 4-year-olds enrolled in NC Pre-K program, compared to 53% statewide; 165 more needed to meet state goal of 75%. 2023

24% of 3-8 graders are earning college-and-career-ready scores (level 4 or 5) in reading, compared to 30% statewide; 3,069 more needed to meet state goal of 73%. 2023

30% of 3-8 graders are earning college-and-career-ready scores (level 4 or 5) in math, compared to 35% statewide; 2,733 more needed to meet state goal of 86%. 2023

84% of 9th graders graduate within four years, compared to 87% statewide; 94 more needed to meet state goal of 95%. 2023

36% of students are chronically absent from school, compared to 27% statewide; 2,867 less needed to meet state goal of 11%. 2023

Rockingham County has a student-to-school counselor ratio of 395:1 versus 362:1 in peer counties. 2023

1% of students drop out of high school (41 total students), compared to 2% statewide. 2023

Degree Credentials Awarded, 2022

2,834 certificate | 2,673 associate | 8,498 bachelor's

Postsecondary assets in Greensboro Prosperity Zone sub-region

Public, 4-year or above

North Carolina A & T State University, University of North Carolina at Greensboro

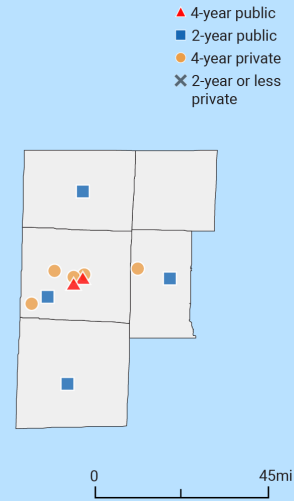
Public, 2-year

Alamance Community College, Guilford Technical Community College, Randolph Community College, Rockingham Community College

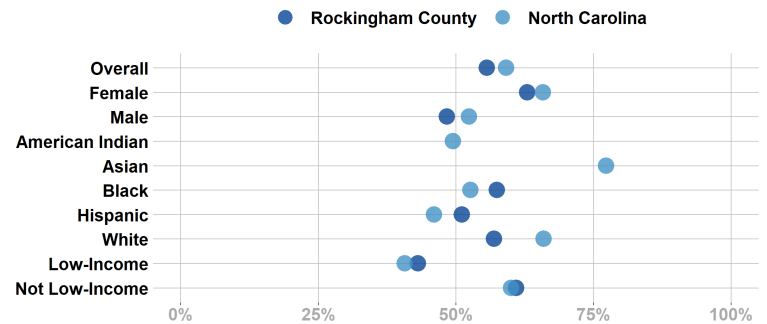
Private not-for-profit, 4-year or above

Bennett College, Elon University, Greensboro College, Guilford College, High Point University

Private not-for-profit, 2-year



Postsecondary Enrollment Rates for Select Groups in Rockingham County, 2022

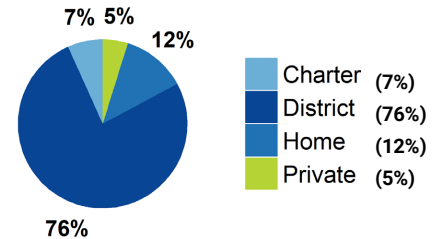


Note: Outcomes for groups with less than 10 students, <5% or >95% are not displayed.

School Choice

14,166 total students were enrolled in K-12 in Rockingham County in the 2022-23 school year.

Note: This profile focuses on outcomes of students enrolled in district schools.



Access to Postsecondary Credits

Students in Rockingham County completed 1,614 Career & Technical Education (CTE) credentials (516 (32%) were industry-valued credentials) and 443 concentrations in 2023. The top three CTE concentrations completed include Health Science; Human Services; and Hospitality & Tourism.

194 high school students took at least one AP test (6%) versus 8% in peer counties (2023).

279 high school students participated in Career & College Promise programs (36%) versus 43% in peer counties (2023).

For more information about each indicator, including data sources and methodology, visit:

dashboard.myfuturenc.org/county-data-and-resources/