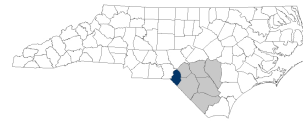


# Scotland County

myFutureNC 2024 Attainment Profiles



Fayetteville-Lumberton Prosperity Zone Sub-Region  
**Peer County Type:** Rural - Non-Metro  
**Local Education Agencies:** 1 (2023)  
**Charter Schools:** 0 (2023)

2030 Proposed Scotland County Attainment Goal: 3,632 (Stretch Goal: 3,722)

2030 State Attainment Goal: 2 million

## Population Spotlight

2020 Census: 34,180  
 2022 Estimate: 34,162  
 Change: -18

## Growth Rate

**-0.1%** vs. **2.5%**  
 County State



**\$45,996**  
 Median Household Income (2022)  
 State: \$67,516



**60%**  
 Home Owners (2022)  
 State: 67%



**40.8%**  
 Child Poverty Rate (2022)  
 State: 17.2%



**16.2%**  
 Opportunity Youth Rate (2022)  
 State: 10.9%



**59%**  
 Households with Broadband (2022)  
 State: 77%



**6.4%**  
 Unemployment Rate (2022)  
 State: 3.7%

## Educational Attainment

Scotland County residents ages 25-44, 2022

Less than high school High school graduate (including GED) Some college, no credential Short-term credential Associate degree Bachelor's degree Graduate or professional degree

**No Degree**  
**5,816**  
 68.5%

**Have Degree or Credential**  
**2,675**  
 31.5%



Note: Numbers may not add up to 100% due to rounding

## Top Opportunities for Growth

These three areas represent the biggest opportunities for Scotland County to improve future attainment outcomes.



### Math Performance

15% of Scotland County 3-8 graders earn college-and-career-ready scores in Math, below the rural - non-metro county average of 29%.



### School Counselors

Scotland County has a student-to-school counselor ratio of 533:1, above the rural - non-metro county average of 325:1.



### Reading Performance

16% of Scotland County 3-8 graders earn college-and-career-ready scores in Reading, below the rural - non-metro county average of 25%.

## Promising Attainment Practices

The new **Promising Attainment Practices Database** is a curated, searchable, and filterable collection of about 250 county, region, and state-level initiatives and programs that directly address various components of the state's attainment challenge. The Database allows local and regional initiative leaders and other stakeholders to identify groups across the state who are developing or operating initiatives designed to boost attainment.

Follow link to discover how Scotland County has been meeting local needs:

[https://dashboard.myfuturenc.org/promising-attainment-practices/?wdt\\_search=Scotland](https://dashboard.myfuturenc.org/promising-attainment-practices/?wdt_search=Scotland)

LABOR MARKET ALIGNMENT

## In Fayetteville-Lumberton Prosperity Zone Sub-Region:

**80.5%**

of postsecondary degrees and credentials conferred by regional institutions are aligned with labor market needs.

### Top areas of misalignment:

**Business Management & Administration** bachelor's  
**Health Science** below bachelor's  
**Transportation, Distribution & Logistics** below bachelor's

**1,855** Individuals served in an ApprenticeshipNC program in 2020

### UNC and NC Community College Outcomes:

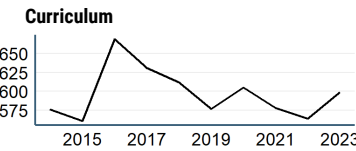
**5,664** graduates in 2020  
**56%** of 2016 graduates were employed in NC in 2021  
**\$38,415** annual average earnings of graduates employed in NC (includes both part-time and full-time jobs)

**35%** of adults (ages 25-44) in Scotland County earned a **family sustaining wage**, 2022

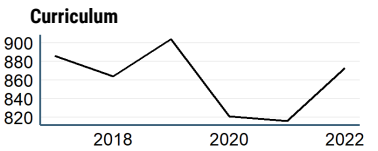
### Scotland County is served by:

Lumber River Workforce Development Board  
 Lumber River Council of Governments

## UNC System College Enrollment



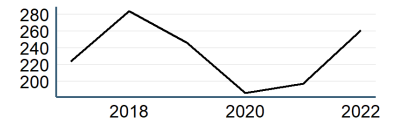
## NC Community College Enrollment



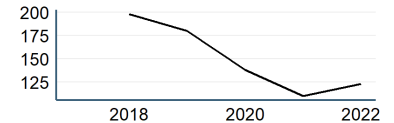
## Top 3 Five-Star Jobs in Fayetteville-Lumberton Prosperity Zone Sub-Region

| Job Title                            | Annual Growth |
|--------------------------------------|---------------|
| Nurse Practitioners                  | 4%            |
| Data Scientists                      | 3%            |
| Medical and Health Services Managers | 2%            |

## First-time Curriculum Enrollments



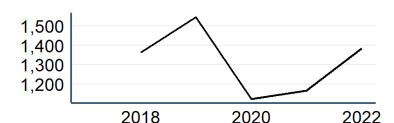
## Basic Skills



## Top 3 Employers in Scotland County

| Employer                            | Employment Range |
|-------------------------------------|------------------|
| Scotland Memorial Hospital (A Corp) | 1000+            |
| Scotland County Schools             | 500-999          |
| Dept Of Public Safety               | 250-499          |

## Continuing Education



### Adult Learners

Fayetteville-Lumberton Sub-Prosperity Zone post-secondary enrollments in NC Community Colleges, Fall 2022

- 1,281 Basic Skills
- 12,836 Continuing Education
- 5,244 Curriculum

14% of Scotland County residents have student loan debt; 14% of debt holders had student loans in default. 2022

### Success of Scotland County High School Graduates

- 74% of students who enroll persist to their second year versus 78% in peer counties. 2022
- 53% of students who enroll earn a degree or certificate within 6 years versus 55% in peer counties. 2022

### Top destinations of all college-goers, Fall 2023

- 1,319 of all college-goers attended Richmond CC
- 106 of all college-goers attended Sandhills CC
- 76 of all college-goers attended Robeson CC

65% of seniors completed the FAFSA in 2023, compared to 62% statewide; 46 more need to complete in 2023 to meet state goal of 80%. 2023

52% of graduates reported intentions to enroll in a postsecondary institution versus 68% in peer counties. 2022

47% of graduates enrolled in a postsecondary institution within 12 months versus 52% in peer counties. 2022

57% of Scotland County students have parents with no college degree (either 2- or 4-year) versus 55% in peer counties.

### How students in Scotland County traditional schools are doing:

Scotland County has met the goal for Pre-K enrollment. (Goal: 75%). 2023

16% of 3-8 graders are earning college-and-career-ready scores (level 4 or 5) in reading, compared to 30% statewide; 1,710 more needed to meet state goal of 73%. 2023

15% of 3-8 graders are earning college-and-career-ready scores (level 4 or 5) in math, compared to 35% statewide; 1,733 more needed to meet state goal of 86%. 2023

87% of 9th graders graduate within four years, compared to 87% statewide; 31 more needed to meet state goal of 95%. 2023

34% of students are chronically absent from school, compared to 27% statewide; 1,339 less needed to meet state goal of 11%. 2023

Scotland County has a student-to-school counselor ratio of 533:1 versus 325:1 in peer counties. 2023

0% of students drop out of high school (0 total students), compared to 2% statewide. 2023

### Degree Credentials Awarded, 2022

2,986 certificate | 2,774 associate | 2,891 bachelor's

### Postsecondary assets in Fayetteville-Lumberton Prosperity Zone sub-region

#### Public, 4-year or above

Fayetteville State University, University of North Carolina at Pembroke

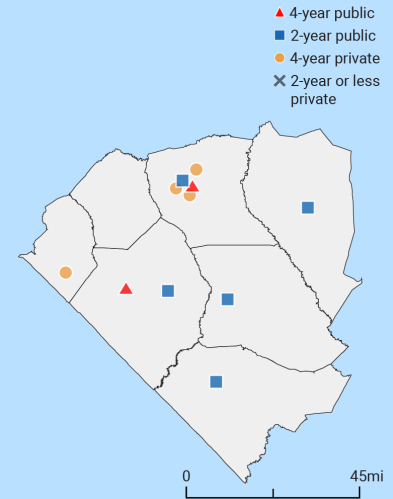
#### Public, 2-year

Bladen Community College, Fayetteville Technical Community College, Robeson Community College, Sampson Community College, Southeastern Community College

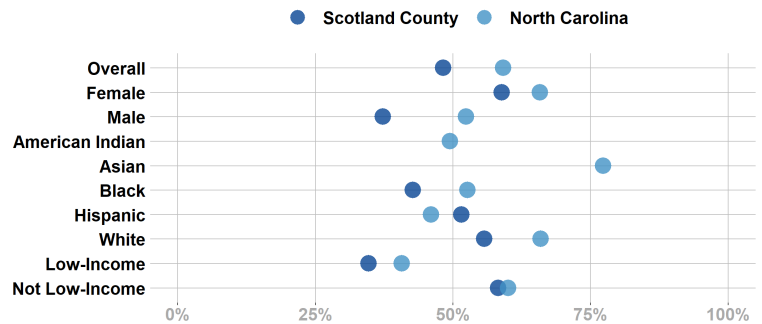
#### Private not-for-profit, 4-year or above

Carolina College of Biblical Studies, Manna University, Methodist University, St. Andrews University

#### Private not-for-profit, 2-year



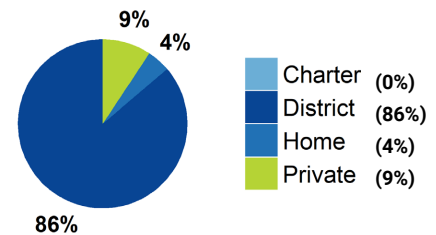
### Postsecondary Enrollment Rates for Select Groups in Scotland County, 2022



Note: Outcomes for groups with less than 10 students, <5% or >95% are not displayed.

### School Choice

6,224 total students were enrolled in K-12 in Scotland County in the 2022-23 school year.



Note: This profile focuses on outcomes of students enrolled in district schools.

### Access to Postsecondary Credits

Students in Scotland County completed 3,013 Career & Technical Education (CTE) credentials (205 (7%) were industry-valued credentials) and 255 concentrations in 2023. The top three CTE concentrations completed include Health Science; Law, Public Safety, Corrections, & Security; and Agricultural, Food, & Natural Resources.

74 high school students took at least one AP test (<5%) versus 8% in peer counties (2023).

175 high school students participated in Career & College Promise programs (54%) versus 51% in peer counties (2023).

For more information about each indicator, including data sources and methodology, visit:

[dashboard.myfuturenc.org/county-data-and-resources/](https://dashboard.myfuturenc.org/county-data-and-resources/)