

Surry County

myFutureNC 2024 Attainment Profiles



Winston-Salem
Prosperity Zone Sub-Region
Peer County Type: Rural - Non-Metro
Local Education Agencies: 3 (2023)
Charter Schools: 1 (2023)

2030 Proposed Surry County Attainment Goal: 10,855 (Stretch Goal: 10,986)

2030 State Attainment Goal: 2 million

Population Spotlight

2020 Census: 71,367
2022 Estimate: 71,403
Change: 36

Growth Rate

0.1% County vs. 2.5% State



\$49,524
Median Household Income (2022)
State: \$67,516



73%
Home Owners (2022)
State: 67%



24.0%
Child Poverty Rate (2022)
State: 17.2%



14.3%
Opportunity Youth Rate (2022)
State: 10.9%



66%
Households with Broadband (2022)
State: 77%



3.4%
Unemployment Rate (2022)
State: 3.7%

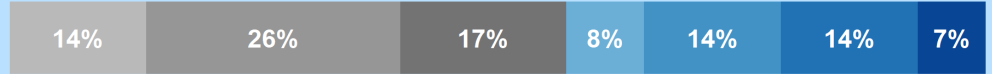
Educational Attainment

Surry County residents ages 25-44, 2022

Less than high school High school graduate (including GED) Some college, no credential Short-term credential Associate degree Bachelor's degree Graduate or professional degree

No Degree
9,205
57.6%

Have Degree or Credential
6,771
42.4%



Note: Numbers may not add up to 100% due to rounding

Top Opportunities for Growth

These three areas represent the biggest opportunities for Surry County to improve future attainment outcomes.



FAFSA Completion

54% of Surry County high school seniors complete the FAFSA, below the rural - non-metro county average of 61%.



School Counselors

Surry County has a student-to-school counselor ratio of 383:1, above the rural - non-metro county average of 325:1.



NC Pre-K Enrollment

66% of Surry County eligible 4-year-olds are enrolled in NC Pre-K, below the rural - non-metro county average of 68%.

Promising Attainment Practices

The new **Promising Attainment Practices Database** is a curated, searchable, and filterable collection of about 250 county, region, and state-level initiatives and programs that directly address various components of the state's attainment challenge. The Database allows local and regional initiative leaders and other stakeholders to identify groups across the state who are developing or operating initiatives designed to boost attainment.

Follow link to discover how Surry County has been meeting local needs:

https://dashboard.myfuturenc.org/promising-attainment-practices/?wdt_search=Surry

LABOR MARKET ALIGNMENT

In Winston-Salem Prosperity Zone Sub-Region:

82.4%

of postsecondary degrees and credentials conferred by regional institutions are aligned with labor market needs.

Top areas of misalignment:

Health Science below bachelor's
Transportation, Distribution & Logistics below bachelor's
Business Management & Administration bachelor's

1,224 Individuals served in an ApprenticeshipNC program in 2020

UNC and NC Community College Outcomes:

4,918 graduates in 2020

78% of 2016 graduates were employed in NC in 2021

\$43,544 annual average earnings of graduates employed in NC (includes both part-time and full-time jobs)

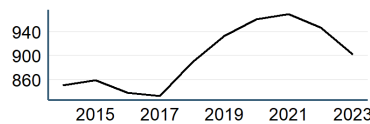
40% of adults (ages 25-44) in Surry County earned a family sustaining wage, 2022

Surry County is served by:

Piedmont Triad Regional Workforce Development Board
Piedmont Triad Regional Council

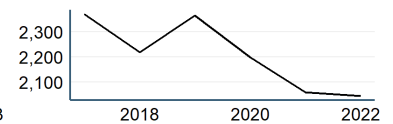
UNC System College Enrollment

Curriculum



NC Community College Enrollment

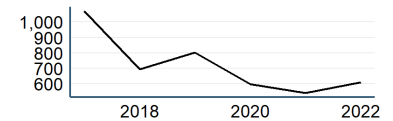
Curriculum



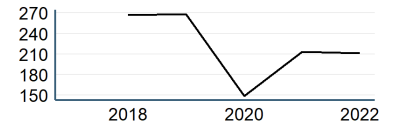
Top 3 Five-Star Jobs in Winston-Salem Prosperity Zone Sub-Region

Job Title	Annual Growth
Nurse Practitioners	4%
Logisticians	4%
Data Scientists	4%

First-time Curriculum Enrollments



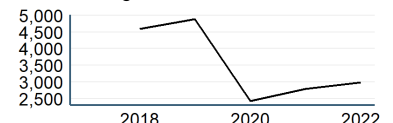
Basic Skills



Top 3 Employers in Surry County

Employer	Employment Range
Pike Electric Inc	1000+
Surry County Schools	1000+
Northern Hospital Of Surry County	500-999

Continuing Education



Adult Learners

Winston-Salem Sub-Prosperity Zone post-secondary enrollments in NC Community Colleges, Fall 2022

- 704 Basic Skills
- 8,867 Continuing Education
- 3,532 Curriculum

8% of Surry County residents have student loan debt; 9% of debt holders had student loans in default. 2022

Success of Surry County High School Graduates

- 80% of students who enroll persist to their second year versus 78% in peer counties. 2022
- 59% of students who enroll earn a degree or certificate within 6 years versus 55% in peer counties. 2022

Top destinations of all college-goers, Fall 2023

- 3,008 of all college-goers attended Surry CC
- 282 of all college-goers attended Forsyth TCC
- 163 of all college-goers attended Wilkes CC

- 54% of seniors completed the FAFSA in 2023, compared to 62% statewide; 198 more need to complete in 2023 to meet state goal of 80%. 2023
- 74% of graduates reported intentions to enroll in a postsecondary institution versus 68% in peer counties. 2022
- 57% of graduates enrolled in a postsecondary institution within 12 months versus 52% in peer counties. 2022

58% of Surry County students have parents with no college degree (either 2- or 4-year) versus 55% in peer counties.

How students in Surry County traditional schools are doing:

- 66% of eligible 4-year-olds enrolled in NC Pre-K program, compared to 53% statewide; 37 more needed to meet state goal of 75%. 2023
- 31% of 3-8 graders are earning college-and-career-ready scores (level 4 or 5) in reading, compared to 30% statewide; 2,457 more needed to meet state goal of 73%. 2023
- 40% of 3-8 graders are earning college-and-career-ready scores (level 4 or 5) in math, compared to 35% statewide; 2,058 more needed to meet state goal of 86%. 2023
- 90% of 9th graders graduate within four years, compared to 87% statewide; 40 more needed to meet state goal of 95%. 2023
- 21% of students are chronically absent from school, compared to 27% statewide; 998 less needed to meet state goal of 11%. 2023

Surry County has a student-to-school counselor ratio of 383:1 versus 325:1 in peer counties. 2023

2% of students drop out of high school (65 total students), compared to 2% statewide. 2023

Degree Credentials Awarded, 2022

2,323 certificate | 2,089 associate | 2,703 bachelor's

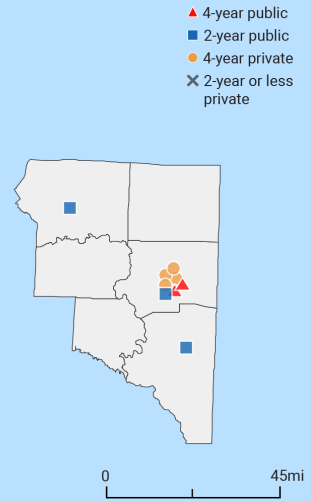
Postsecondary assets in Winston-Salem Prosperity Zone sub-region

Public, 4-year or above
University of North Carolina School of the Arts, Winston-Salem State University

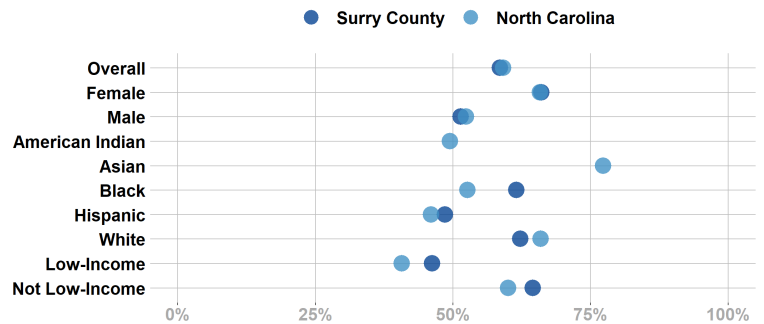
Public, 2-year
Davidson-Davie Community College, Forsyth Technical Community College, Surry Community College

Private not-for-profit, 4-year or above
Carolina Christian College, Carolina University, Salem College, Wake Forest University

Private not-for-profit, 2-year



Postsecondary Enrollment Rates for Select Groups in Surry County, 2022

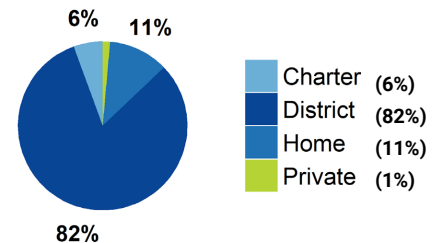


Note: Outcomes for groups with less than 10 students, <5% or >95% are not displayed.

School Choice

12,271 total students were enrolled in K-12 in Surry County in the 2022-23 school year.

Note: This profile focuses on outcomes of students enrolled in district schools.



Access to Postsecondary Credits

Students in Surry County completed 5,386 Career & Technical Education (CTE) credentials (1,042 (19%) were industry-valued credentials) and 783 concentrations in 2023. The top three CTE concentrations completed include Human Services; Health Science; and Arts, Audio/Video Technology, & Communications.

141 high school students took at least one AP test (<5%) versus 8% in peer counties (2023).

497 high school students participated in Career & College Promise programs (63%) versus 51% in peer counties (2023).

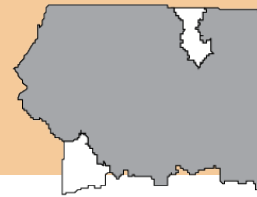
For more information about each indicator, including data sources and methodology, visit:

dashboard.myfuturenc.org/county-data-and-resources/

City/District School Profile

Surry County Schools | 2022-2023

This profile is a supplement to the County Profiles



□ district boundary

Total Schools: 20 **Total Students:** 7,086

ACADEMIC READINESS

How students in Surry County Schools are currently doing:

- **30%** of 3-8 graders are earning college-and-career-ready scores (level 4 or 5) in **reading**, compared to **30%** statewide; 1,361 more needed to meet state goal of **73%**. 2023
- **41%** of 3-8 graders are earning college-and-career-ready scores (level 4 or 5) in **math**, compared to **35%** statewide; 1,434 more needed to meet state goal of **86%**. 2023
- **90%** of 9th graders **graduate within four years**, compared to **87%** statewide; 31 more needed to meet state goal of **95%**. 2023
- **21%** of students are **chronically absent from school**, compared to **27%** statewide; 763 less needed to meet state goal of **11%**. 2023



Surry County Schools has a **student-to-school counselor ratio** of **354:1**. 2023

Access to Postsecondary Credits

Students in Surry County Schools completed **4,690 Career & Technical Education (CTE) credentials (717 (15%) were industry-valued credentials)** and **566 concentrations** in 2023. The top three CTE concentrations completed include Health Science; Human Services; and Agricultural, Food, & Natural Resources.



43 high school students took at least one **AP test (<5%)** (2023).



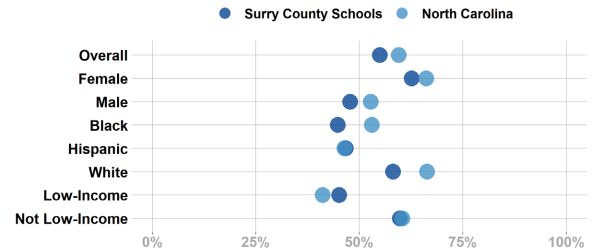
354 high school students participated in **Career & College Promise programs (63%)** (2023).

COLLEGE & CAREER ACCESS

How students in Surry County Schools are planning for and enrolling in college:

- **51%** of seniors **completed the FAFSA** in 2023, compared to **62%** statewide; 165 more need to complete in 2023 to meet state goal of **80%**. 2023
- **73%** of graduates reported **intentions to enroll** in a postsecondary institution. 2022
- **53%** of graduates **enrolled in a postsecondary institution** within 12 months. 2022

Postsecondary Enrollment Rates (within 12 months) for Select Groups in Surry County Schools, 2022



Note: Outcomes for groups with less than 10 students, <5% or >95% are not displayed.

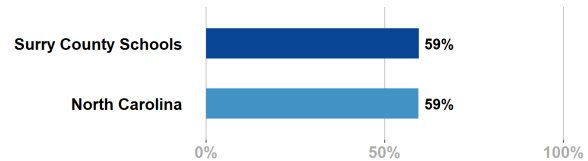
POSTSECONDARY COMPLETION

Top destinations of all college-goers, Fall 2023

- Surry CC
- Forsyth TCC
- Wilkes CC

- **81%** of college students **persist to their second year** of attendance. 2022

Percentage of students enrolled in North Carolina postsecondary institution who graduate within 6 years of enrollment, 2022



** Observations <10 or no data available

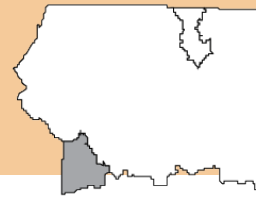
For more information about each indicator, including data sources and methodology, visit:

dashboard.myfuturenc.org/county-data-and-resources/

City/District School Profile

Elkin City Schools | 2022-2023

This profile is a supplement to the County Profiles



■ district boundary

Total Schools: 4 **Total Students:** 1,217

ACADEMIC READINESS

How students in Elkin City Schools are currently doing:

- **36%** of 3-8 graders are earning college-and-career-ready scores (level 4 or 5) in **reading**, compared to **30%** statewide; 208 more needed to meet state goal of **73%**. 2023
- **38%** of 3-8 graders are earning college-and-career-ready scores (level 4 or 5) in **math**, compared to **35%** statewide; 269 more needed to meet state goal of **86%**. 2023
- **93%** of 9th graders **graduate within four years**, compared to **87%** statewide; 3 more needed to meet state goal of **95%**. 2023
- **16%** of students are **chronically absent from school**, compared to **27%** statewide; 66 less needed to meet state goal of **11%**. 2023



Elkin City Schools has a **student-to-school counselor ratio** of **406:1**. 2023

Access to Postsecondary Credits

Students in Elkin City Schools completed **252 Career & Technical Education (CTE) credentials (115 (46%) were industry-valued credentials) and 114 concentrations** in 2023. The top three CTE concentrations completed include Human Services; Health Science; and Business Management & Administration.



48 high school students took at least one **AP test (11%)** (2023).



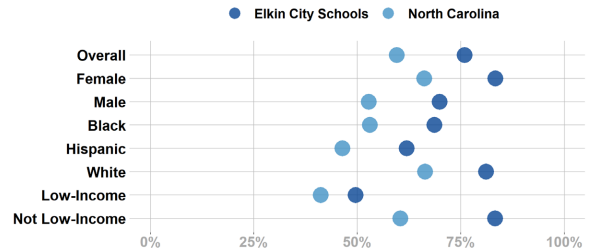
74 high school students participated in **Career & College Promise programs (73%)** (2023).

COLLEGE & CAREER ACCESS

How students in Elkin City Schools are planning for and enrolling in college:

- **65%** of seniors **completed the FAFSA** in 2023, compared to **62%** statewide; 14 more need to complete in 2023 to meet state goal of **80%**. 2023
- **84%** of graduates reported **intentions to enroll** in a postsecondary institution. 2022
- **74%** of graduates **enrolled in a postsecondary institution** within 12 months. 2022

Postsecondary Enrollment Rates (within 12 months) for Select Groups in Elkin City Schools, 2022



Note: Outcomes for groups with less than 10 students, <5% or >95% are not displayed.

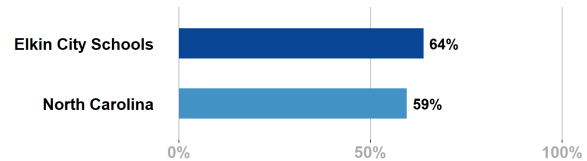
POSTSECONDARY COMPLETION

Top destinations of all college-goers, Fall 2023

- **Surry CC**
- **Forsyth TCC**
- **Wilkes CC**

- **73%** of college students **persist to their second year** of attendance. 2022

Percentage of students enrolled in North Carolina postsecondary institution who graduate within 6 years of enrollment, 2022



** Observations <10 or no data available

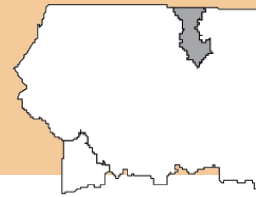
For more information about each indicator, including data sources and methodology, visit:

dashboard.myfuturenc.org/county-data-and-resources/

City/District School Profile

Mount Airy City Schools | 2022-2023

This profile is a supplement to the County Profiles



district boundary

Total Schools: 4 Total Students: 1,664

ACADEMIC READINESS

How students in Mount Airy City Schools are currently doing:

- **33%** of 3-8 graders are earning college-and-career-ready scores (level 4 or 5) in **reading**, compared to **30%** statewide; 307 more needed to meet state goal of **73%**. 2023
- **39%** of 3-8 graders are earning college-and-career-ready scores (level 4 or 5) in **math**, compared to **35%** statewide; 355 more needed to meet state goal of **86%**. 2023
- **89%** of 9th graders **graduate within four years**, compared to **87%** statewide; 7 more needed to meet state goal of **95%**. 2023
- **20%** of students are **chronically absent from school**, compared to **27%** statewide; 169 less needed to meet state goal of **11%**. 2023



Mount Airy City Schools has a **student-to-school counselor ratio of 555:1**. 2023

Access to Postsecondary Credits

Students in Mount Airy City Schools completed **444 Career & Technical Education (CTE) credentials (210 (47%) were industry-valued credentials) and 103 concentrations** in 2023. The top three CTE concentrations completed include Arts, Audio/Video Technology, & Communications; Manufacturing; and Health Science.



50 high school students took at least one **AP test (9%)** (2023).



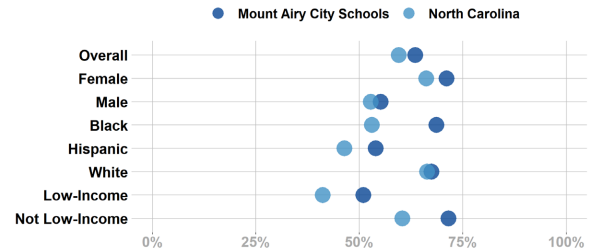
69 high school students participated in **Career & College Promise programs (54%)** (2023).

COLLEGE & CAREER ACCESS

How students in Mount Airy City Schools are planning for and enrolling in college:

- **64%** of seniors **completed the FAFSA** in 2023, compared to **62%** statewide; 18 more need to complete in 2023 to meet state goal of **80%**. 2023
- **73%** of graduates reported **intentions to enroll** in a postsecondary institution. 2022
- **62%** of graduates **enrolled in a postsecondary institution** within 12 months. 2022

Postsecondary Enrollment Rates (within 12 months) for Select Groups in Mount Airy City Schools, 2022



Note: Outcomes for groups with less than 10 students, <5% or >95% are not displayed.

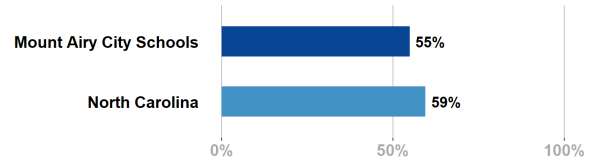
POSTSECONDARY COMPLETION

Top destinations of all college-goers, Fall 2023

- Surry CC
- Forsyth TCC
- Wilkes CC

• **80%** of college students **persist to their second year** of attendance. 2022

Percentage of students enrolled in North Carolina postsecondary institution who graduate within 6 years of enrollment, 2022



** Observations <10 or no data available

For more information about each indicator, including data sources and methodology, visit:

dashboard.myfuturenc.org/county-data-and-resources/