

Swain County

myFutureNC 2024 Attainment Profiles



Waynesville-Franklin Prosperity Zone Sub-Region
Peer County Type: Rural - Non-Metro
Local Education Agencies: 1 (2023)
Charter Schools: 1 (2023)

2030 Proposed Swain County Attainment Goal: 1,475 (Stretch Goal: 1,506)

2030 State Attainment Goal: 2 million

Population Spotlight

2020 Census: 14,115
 2022 Estimate: 13,967
 Change: -148

Growth Rate

-1.0% County vs. **2.5%** State



\$55,462
 Median Household Income (2022)
 State: \$67,516



73%
 Home Owners (2022)
 State: 67%



33.0%
 Child Poverty Rate (2022)
 State: 17.2%



12.8%
 Opportunity Youth Rate (2022)
 State: 10.9%



50%
 Households with Broadband (2022)
 State: 77%



3.2%
 Unemployment Rate (2022)
 State: 3.7%

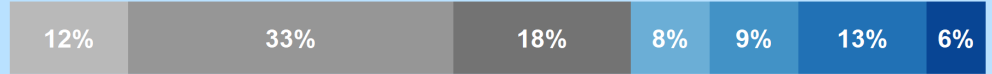
Educational Attainment

Swain County residents ages 25-44, 2022

Less than high school High school graduate (including GED) Some college, no credential Short-term credential Associate degree Bachelor's degree Graduate or professional degree

No Degree
2,119
 63.5%

Have Degree or Credential
1,216
 36.5%



Note: Numbers may not add up to 100% due to rounding

Top Opportunities for Growth

These three areas represent the biggest opportunities for Swain County to improve future attainment outcomes.



Chronic Absenteeism

43% of Swain County students are chronically absent from school, above the rural - non-metro county average of 29%.



School Counselors

Swain County has a student-to-school counselor ratio of 354:1, above the rural - non-metro county average of 325:1.



Adult Learners

18% of Swain County adults 25-44 have some college, no degree, above the rural - non-metro county average of 16%.

Promising Attainment Practices

The new **Promising Attainment Practices Database** is a curated, searchable, and filterable collection of about 250 county, region, and state-level initiatives and programs that directly address various components of the state's attainment challenge. The Database allows local and regional initiative leaders and other stakeholders to identify groups across the state who are developing or operating initiatives designed to boost attainment.

Follow link to discover how Swain County has been meeting local needs:

https://dashboard.myfuturenc.org/promising-attainment-practices/?wdt_search=Swain

LABOR MARKET ALIGNMENT

In Waynesville-Franklin Prosperity Zone Sub-Region:

80.1%

of postsecondary degrees and credentials conferred by regional institutions are aligned with labor market needs.

Top areas of misalignment:

Health Science all levels
Transportation, Distribution & Logistics below bachelor's
Business Management & Administration bachelor's



15 Individuals served in an ApprenticeshipNC program in 2020

UNC and NC Community College Outcomes:

3,111 graduates in 2020

69% of 2016 graduates were employed in NC in 2021

\$41,526 annual average earnings of graduates employed in NC (includes both part-time and full-time jobs)

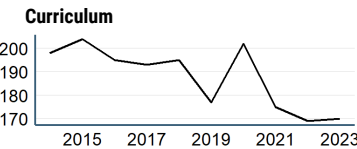


45% of adults (ages 25-44) in Swain County earned a family sustaining wage, 2022

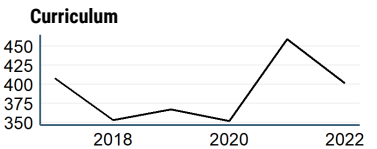
Swain County is served by:

Southwestern Workforce Development Board
 Southwestern Commission

UNC System College Enrollment



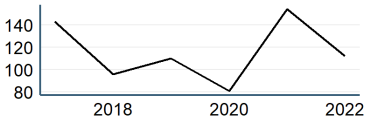
NC Community College Enrollment



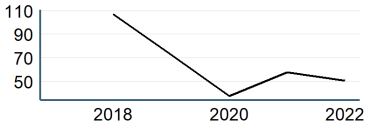
Top 3 Five-Star Jobs in Waynesville-Franklin Prosperity Zone Sub-Region

Job Title	Annual Growth
Nurse Practitioners	4%
Logisticians	4%
Medical and Health Services Managers	3%

First-time Curriculum Enrollments



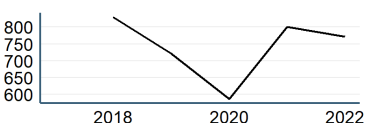
Basic Skills



Top 3 Employers in Swain County

Employer	Employment Range
Ebci	1000+
Cherokee Indian Hospital Authority	500-999
The Cherokee Boys Club Inc	250-499

Continuing Education



Adult Learners

Waynesville-Franklin Sub-Prosperity Zone post-secondary enrollments in NC Community Colleges, Fall 2022

- 148 Basic Skills
- 3,797 Continuing Education
- 1,037 Curriculum

9% of Swain County residents have student loan debt; 0% of debt holders had student loans in default. 2022

Success of Swain County High School Graduates

- 71% of students who enroll persist to their second year versus 78% in peer counties. 2022
- 51% of students who enroll earn a degree or certificate within 6 years versus 55% in peer counties. 2022

Top destinations of all college-goers, Fall 2023

- 711 of all college-goers attended Southwestern CC
- 28 of all college-goers attended Haywood CC
- 21 of all college-goers attended Asheville-Buncombe TCC

64% of seniors completed the FAFSA in 2023, compared to 62% statewide; 21 more need to complete in 2023 to meet state goal of 80%. 2023

50% of graduates reported intentions to enroll in a postsecondary institution versus 68% in peer counties. 2022

56% of graduates enrolled in a postsecondary institution within 12 months versus 52% in peer counties. 2022

53% of Swain County students have parents with no college degree (either 2- or 4-year) versus 55% in peer counties.

How students in Swain County traditional schools are doing:

- Swain County has met the goal for Pre-K enrollment. (Goal: 75%). 2023
- 27% of 3-8 graders are earning college-and-career-ready scores (level 4 or 5) in reading, compared to 30% statewide; 441 more needed to meet state goal of 73%. 2023
- 31% of 3-8 graders are earning college-and-career-ready scores (level 4 or 5) in math, compared to 35% statewide; 415 more needed to meet state goal of 86%. 2023
- 88% of 9th graders graduate within four years, compared to 87% statewide; 11 more needed to meet state goal of 95%. 2023
- 43% of students are chronically absent from school, compared to 27% statewide; 601 less needed to meet state goal of 11%. 2023

Swain County has a student-to-school counselor ratio of 354:1 versus 325:1 in peer counties. 2023

2% of students drop out of high school (12 total students), compared to 2% statewide. 2023

Degree Credentials Awarded, 2022

711 certificate | 823 associate | 2,570 bachelor's

Postsecondary assets in Waynesville-Franklin Prosperity Zone sub-region

Public, 4-year or above

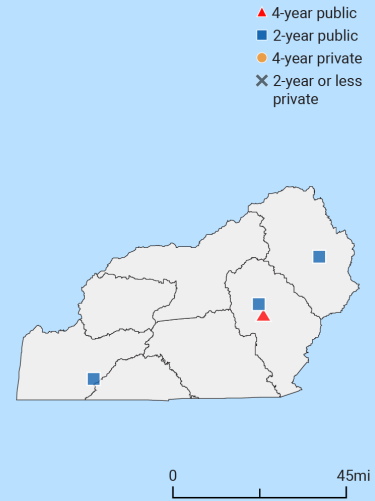
Western Carolina University

Public, 2-year

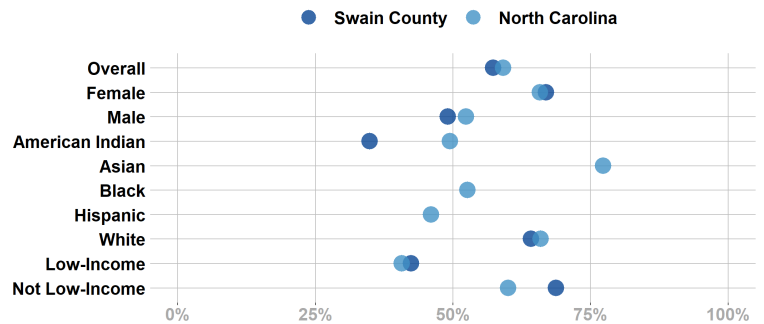
Haywood Community College, Southwestern Community College, Tri-County Community College

Private not-for-profit, 4-year or above

Private not-for-profit, 2-year



Postsecondary Enrollment Rates for Select Groups in Swain County, 2022

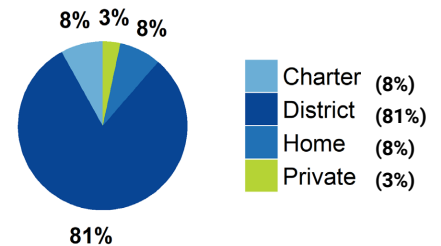


Note: Outcomes for groups with less than 10 students, <5% or >95% are not displayed.

School Choice

2,211 total students were enrolled in K-12 in Swain County in the 2022-23 school year.

Note: This profile focuses on outcomes of students enrolled in district schools.



Access to Postsecondary Credits

Students in Swain County completed 244 Career & Technical Education (CTE) credentials (180 (74%) were industry-valued credentials) and 138 concentrations in 2023. The top three CTE concentrations completed include Arts, Audio/Video Technology, & Communications; Health Science; and Agricultural, Food, & Natural Resources.

36 high school students took at least one AP test (6%) versus 8% in peer counties (2023).

110 high school students participated in Career & College Promise programs (79%) versus 51% in peer counties (2023).

For more information about each indicator, including data sources and methodology, visit:

dashboard.myfuturenc.org/county-data-and-resources/