

Warren County

myFutureNC 2024 Attainment Profiles



Raleigh-Durham Prosperity Zone Sub-Region
Peer County Type: Rural - Non-Metro
Local Education Agencies: 1 (2023)
Charter Schools: 1 (2023)

2030 Proposed Warren County Attainment Goal: 2,475 (Stretch Goal: 2,518)

2030 State Attainment Goal: 2 million

Population Spotlight

2020 Census: 18,642
 2022 Estimate: 18,713
 Change: 71

Growth Rate

0.4% County vs. **2.5%** State

\$47,170
 Median Household Income (2022)
 State: \$67,516

70%
 Home Owners (2022)
 State: 67%

36.5%
 Child Poverty Rate (2022)
 State: 17.2%

25.0%
 Opportunity Youth Rate (2022)
 State: 10.9%

54%
 Households with Broadband (2022)
 State: 77%

6.3%
 Unemployment Rate (2022)
 State: 3.7%


Educational Attainment

Warren County residents ages 25-44, 2022

Less than high school | High school graduate (including GED) | Some college, no credential | Short-term credential | Associate degree | Bachelor's degree | Graduate or professional degree

No Degree
2,705
 66.2%

Have Degree or Credential
1,380
 33.8%



Note: Numbers may not add up to 100% due to rounding

Top Opportunities for Growth

These three areas represent the biggest opportunities for Warren County to improve future attainment outcomes.



FAFSA Completion

39% of Warren County high school seniors complete the FAFSA, below the rural - non-metro county average of 61%.



Math Performance

8% of Warren County 3-8 graders earn college- and career-ready scores in Math, below the rural - non-metro county average of 29%.



NC Pre-K Enrollment

50% of Warren County eligible 4-year-olds are enrolled in NC Pre-K, below the rural - non-metro county average of 68%.

Promising Attainment Practices

The new **Promising Attainment Practices Database** is a curated, searchable, and filterable collection of about 250 county, region, and state-level initiatives and programs that directly address various components of the state's attainment challenge. The Database allows local and regional initiative leaders and other stakeholders to identify groups across the state who are developing or operating initiatives designed to boost attainment.

Follow link to discover how Warren County has been meeting local needs:

https://dashboard.myfuturenc.org/promising-attainment-practices/?wdt_search=Warren

LABOR MARKET ALIGNMENT

In Raleigh-Durham Prosperity Zone Sub-Region:

76.5%

of postsecondary degrees and credentials conferred by regional institutions are aligned with labor market needs.

Top areas of misalignment:

Business Management & Administration bachelor's
Health Science below bachelor's
Information Technology bachelor's

5,347 Individuals served in an ApprenticeshipNC program in 2020

UNC and NC Community College Outcomes:

19,047 graduates in 2020

65% of 2016 graduates were employed in NC in 2021

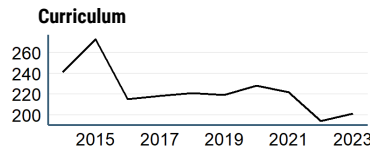
\$50,028 annual average earnings of graduates employed in NC (includes both part-time and full-time jobs)

33% of adults (ages 25-44) in Warren County earned a **family sustaining wage**, 2022

Warren County is served by:

Kerr-Tar Workforce Development Board
Kerr-Tar Council of Governments

UNC System College Enrollment



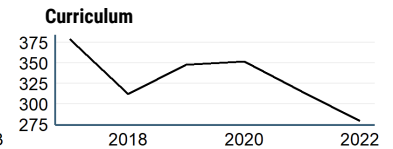
Top 3 Five-Star Jobs in Raleigh-Durham Prosperity Zone Sub-Region

Job Title	Annual Growth
Nurse Practitioners	4%
Data Scientists	4%
Statisticians	4%

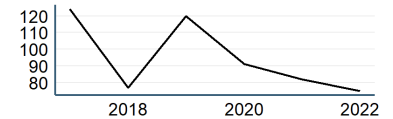
Top 3 Employers in Warren County

Employer	Employment Range
Warren County Schools	250-499
County Of Warren	250-499
Glen Raven Inc	100-249

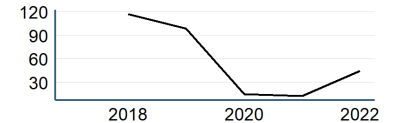
NC Community College Enrollment



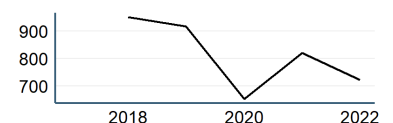
First-time Curriculum Enrollments



Basic Skills



Continuing Education



POSTSECONDARY COMPLETION

Adult Learners

Raleigh-Durham Sub-Prosperity Zone post-secondary enrollments in NC Community Colleges, Fall 2022

- 3,247 Basic Skills
- 29,217 Continuing Education
- 9,377 Curriculum

12% of Warren County residents have student loan debt; 16% of debt holders had student loans in default. 2022

Success of Warren County High School Graduates

- 61% of students who enroll persist to their second year versus 78% in peer counties. 2022
- 42% of students who enroll earn a degree or certificate within 6 years versus 55% in peer counties. 2022

Top destinations of all college-goers, Fall 2023

- 510 of all college-goers attended Vance-Granville CC
- 33 of all college-goers attended Wake TCC
- 30 of all college-goers attended Halifax CC

COLLEGE & CAREER ACCESS

39% of seniors completed the FAFSA in 2023, compared to 62% statewide; 47 more need to complete in 2023 to meet state goal of 80%. 2023

61% of graduates reported intentions to enroll in a postsecondary institution versus 68% in peer counties. 2022

42% of graduates enrolled in a postsecondary institution within 12 months versus 52% in peer counties. 2022

66% of Warren County students have parents with no college degree (either 2- or 4-year) versus 55% in peer counties.

ACADEMIC READINESS

How students in Warren County traditional schools are doing:

- 50% of eligible 4-year-olds enrolled in NC Pre-K program, compared to 53% statewide; 30 more needed to meet state goal of 75%. 2023
- 10% of 3-8 graders are earning college-and-career-ready scores (level 4 or 5) in reading, compared to 30% statewide; 569 more needed to meet state goal of 73%. 2023
- 8% of 3-8 graders are earning college-and-career-ready scores (level 4 or 5) in math, compared to 35% statewide; 584 more needed to meet state goal of 86%. 2023
- 79% of 9th graders graduate within four years, compared to 87% statewide; 22 more needed to meet state goal of 95%. 2023
- 48% of students are chronically absent from school, compared to 27% statewide; 680 less needed to meet state goal of 11%. 2023

Warren County has a student-to-school counselor ratio of 211:1 versus 325:1 in peer counties. 2023

2% of students drop out of high school (14 total students), compared to 2% statewide. 2023

Degree Credentials Awarded, 2022

5,278 certificate | 5,596 associate | 16,200 bachelor's

Postsecondary assets in Raleigh-Durham Prosperity Zone sub-region

Public, 4-year or above

North Carolina Central University, North Carolina State University at Raleigh, University of North Carolina at Chapel Hill

Public, 2-year

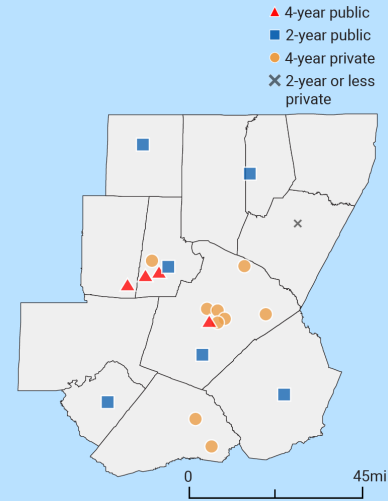
Central Carolina Community College, Durham Technical Community College, Johnston Community College, Piedmont Community College, Vance-Granville Community College, Wake Technical Community College

Private not-for-profit, 4-year or above

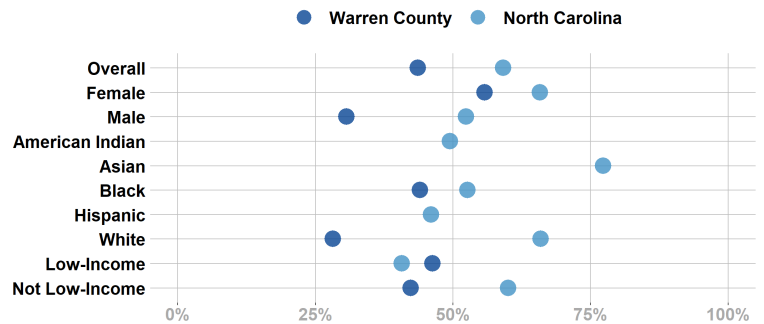
Campbell University, Duke University, Heritage Bible College, Meredith College, Saint Augustine's University, Shaw University, Southeastern Baptist Theological Seminary, Southeastern Free Will Baptist Bible College, Watts School of Nursing, William Peace University

Private not-for-profit, 2-year

Louisburg College



Postsecondary Enrollment Rates for Select Groups in Warren County, 2022

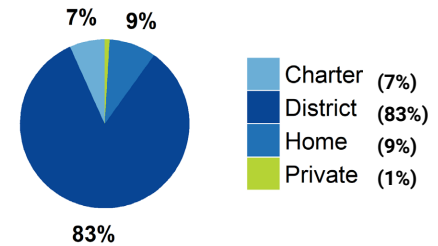


Note: Outcomes for groups with less than 10 students, <5% or >95% are not displayed.

School Choice

2,041 total students were enrolled in K-12 in Warren County in the 2022-23 school year.

Note: This profile focuses on outcomes of students enrolled in district schools.



Access to Postsecondary Credits

Students in Warren County completed 74 Career & Technical Education (CTE) credentials (29 (39%) were industry-valued credentials) and 54 concentrations in 2023. The top three CTE concentrations completed include Human Services; Architecture and Construction; and Health Science.

Less than 10 high school students took at least one AP test (NA) versus 8% in peer counties (2023).

56 high school students participated in Career & College Promise programs (45%) versus 51% in peer counties (2023).

For more information about each indicator, including data sources and methodology, visit:

dashboard.myfuturenc.org/county-data-and-resources/