

Wayne County

myFutureNC 2024 Attainment Profiles



■ Goldsboro-Kinston Prosperity Zone Sub-Region
Peer County Type: Rural - Metro
Local Education Agencies: 1 (2023)
Charter Schools: 2 (2023)

2030 Proposed Wayne County Attainment Goal: 20,498 (Stretch Goal: 20,747)

2030 State Attainment Goal: 2 million

Population Spotlight

2020 Census: 117,324
 2022 Estimate: 117,286
 Change: -38

Growth Rate

-0.0% vs. **2.5%**
 County State



\$55,635
 Median Household Income (2022)
 State: \$67,516



61%
 Home Owners (2022)
 State: 67%



28.4%
 Child Poverty Rate (2022)
 State: 17.2%



12.7%
 Opportunity Youth Rate (2022)
 State: 10.9%



70%
 Households with Broadband (2022)
 State: 77%



4.0%
 Unemployment Rate (2022)
 State: 3.7%

Educational Attainment

Wayne County residents ages 25-44, 2022


■ Less than high school ■ High school graduate (including GED) ■ Some college, no credential ■ Short-term credential ■ Associate degree ■ Bachelor's degree ■ Graduate or professional degree



No Degree or Credential
16,583
 56.3%



Have Degree or Credential
12,859
 43.7%



Note: Numbers may not add up to 100% due to rounding

Top Opportunities for Growth

These three areas represent the biggest opportunities for Wayne County to improve future attainment outcomes.



Earning College Credit in High School

33% of Wayne County graduates participated in Career & College Promise programs, below the rural - metro county average of 43%. Also, <5% of high school students took at least one AP exam, below the peer county average of 8%.



Chronic Absenteeism

37% of Wayne County students are chronically absent from school, above the rural - metro county average of 29%.



High School Graduation

78% of Wayne County 9th graders complete high school in 4 years or less, below the rural - metro county average of 85%.

Promising Attainment Practices

The new **Promising Attainment Practices Database** is a curated, searchable, and filterable collection of about 250 county, region, and state-level initiatives and programs that directly address various components of the state's attainment challenge. The Database allows local and regional initiative leaders and other stakeholders to identify groups across the state who are developing or operating initiatives designed to boost attainment.

Follow link to discover how Wayne County has been meeting local needs:

https://dashboard.myfuturenc.org/promising-attainment-practices/?wdt_search=Wayne

LABOR MARKET ALIGNMENT

In Goldsboro-Kinston Prosperity Zone Sub-Region:

72.6%

of postsecondary degrees and credentials conferred by regional institutions are aligned with labor market needs.

Top areas of misalignment:

Health Science below bachelor's and bachelor's
Business Management & Administration bachelor's
Transportation, Distribution & Logistics below bachelor's



117 Individuals served in an ApprenticeshipNC program in 2020

UNC and NC Community College Outcomes:

1,646 graduates in 2020
75% of 2016 graduates were employed in NC in 2021
\$38,627 annual average earnings of graduates employed in NC (includes both part-time and full-time jobs)

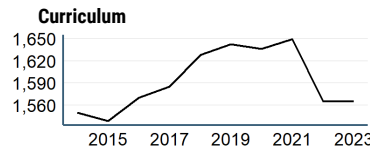


40% of adults (ages 25-44) in Wayne County earned a family sustaining wage, 2022

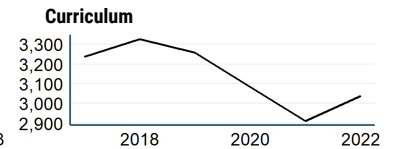
Wayne County is served by:

Eastern Carolina Workforce Development Board
Eastern Carolina Council of Governments

UNC System College Enrollment



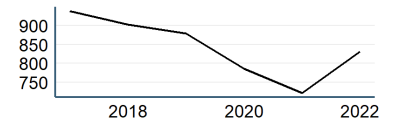
NC Community College Enrollment



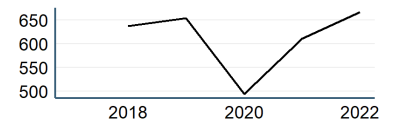
Top 3 Five-Star Jobs in Goldsboro-Kinston Prosperity Zone Sub-Region

Job Title	Annual Growth
Nurse Practitioners	4%
Logisticians	3%
Medical and Health Services Managers	2%

First-time Curriculum Enrollments



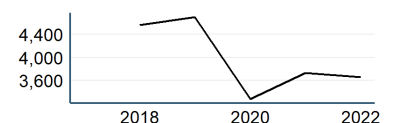
Basic Skills



Top 3 Employers in Wayne County

Employer	Employment Range
Wayne County Public Schools	1000+
State Of NC Dept Of Health & Human	1000+
Wayne UNC Health Care	1000+

Continuing Education



Adult Learners

Goldsboro-Kinston Sub-Prosperity Zone post-secondary enrollments in NC Community Colleges, Fall 2022

- 609 Basic Skills
- 5,531 Continuing Education
- 1,439 Curriculum

13% of Wayne County residents have **student loan debt**; **11%** of debt holders had **student loans in default**. 2022

Success of Wayne County High School Graduates

- **78%** of students who enroll **persist to their second year** versus **79%** in peer counties. 2022
- **58%** of students who enroll **earn a degree or certificate** within 6 years versus **56%** in peer counties. 2022

Top destinations of all college-goers, Fall 2023

- **4,101** of all college-goers attended **Wayne CC**
- **367** of all college-goers attended **Lenoir CC**
- **288** of all college-goers attended **University of Mount Olive**

• **52%** of seniors **completed the FAFSA** in 2023, compared to **62%** statewide; 307 more need to complete in 2023 to meet state goal of **80%**. 2023

• **64%** of graduates reported **intentions to enroll** in a postsecondary institution versus **68%** in peer counties. 2022

• **47%** of graduates **enrolled in a postsecondary institution** within 12 months versus **51%** in peer counties. 2022

59% of Wayne County students have **parents with no college degree** (either 2- or 4-year) versus **55%** in peer counties.

How students in Wayne County traditional schools are doing:

• **61%** of eligible 4-year-olds **enrolled in NC Pre-K program**, compared to **53%** statewide; 120 more needed to meet state goal of **75%**. 2023

• **20%** of 3-8 graders are earning college-and-career-ready scores (level 4 or 5) in **reading**, compared to **30%** statewide; 5,263 more needed to meet state goal of **73%**. 2023

• **25%** of 3-8 graders are earning college-and-career-ready scores (level 4 or 5) in **math**, compared to **35%** statewide; 4,888 more needed to meet state goal of **86%**. 2023

• **78%** of 9th graders **graduate within four years**, compared to **87%** statewide; 235 more needed to meet state goal of **95%**. 2023

• **37%** of students are **chronically absent from school**, compared to **27%** statewide; 4,716 less needed to meet state goal of **11%**. 2023

Wayne County has a **student-to-school counselor ratio** of **447:1** versus **362:1** in peer counties. 2023

3% of students **drop out of high school** (154 total students), compared to **2%** statewide. 2023

Degree Credentials Awarded, 2022

1,805 certificate | **1,140** associate | **506** bachelor's

Postsecondary assets in Goldsboro-Kinston Prosperity Zone sub-region

Public, 4-year or above

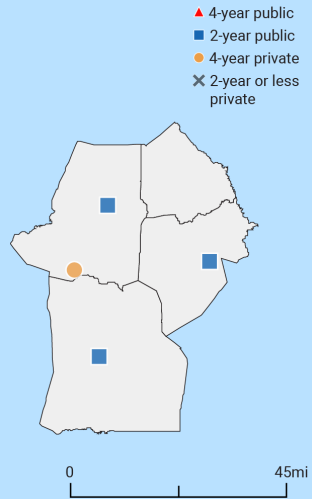
Public, 2-year

James Sprunt Community College, Lenoir Community College, Wayne Community College

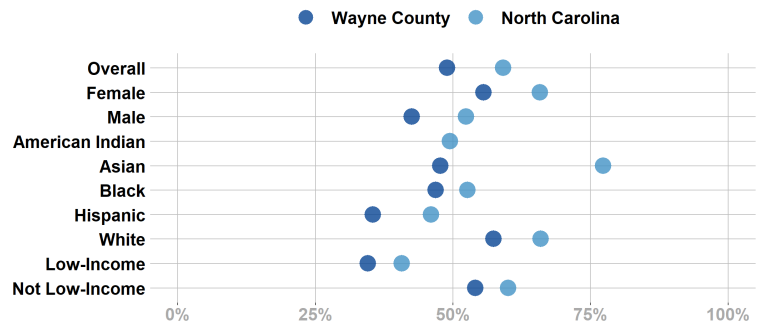
Private not-for-profit, 4-year or above

University of Mount Olive

Private not-for-profit, 2-year



Postsecondary Enrollment Rates for Select Groups in Wayne County, 2022

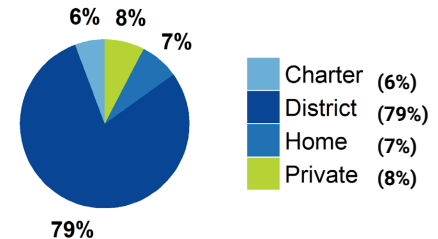


Note: Outcomes for groups with less than 10 students, <5% or >95% are not displayed.

School Choice

21,612 total students were enrolled in K-12 in Wayne County in the 2022-23 school year.

Note: This profile focuses on outcomes of students enrolled in district schools.



Access to Postsecondary Credits

Students in Wayne County completed **5,699 Career & Technical Education (CTE) credentials (903 (16%) were industry-valued credentials)** and **592 concentrations** in 2023. The top three CTE concentrations completed include Human Services; Health Science; and Agricultural, Food, & Natural Resources.

195 high school students took at least one **AP test (<5%)** versus **8%** in peer counties (2023).

370 high school students participated in **Career & College Promise programs (33%)** versus **43%** in peer counties (2023).

For more information about each indicator, including data sources and methodology, visit:

dashboard.myfuturenc.org/county-data-and-resources/