

# Yadkin County

myFutureNC 2024 Attainment Profiles



Winston-Salem  
Prosperity Zone Sub-Region  
Peer County Type: Rural - Metro  
Local Education Agencies: 1 (2023)  
Charter Schools: 0 (2023)

2030 Proposed Yadkin County Attainment Goal: 4,545 (Stretch Goal: 4,635)

2030 State Attainment Goal: 2 million

## Population Spotlight

2020 Census: 37,211  
2022 Estimate: 37,463  
Change: 252

## Growth Rate

0.7% County vs. 2.5% State



\$61,464  
Median Household Income (2022)  
State: \$67,516



76%  
Home Owners (2022)  
State: 67%



22.2%  
Child Poverty Rate (2022)  
State: 17.2%



14.3%  
Opportunity Youth Rate (2022)  
State: 10.9%



66%  
Households with Broadband (2022)  
State: 77%



3.3%  
Unemployment Rate (2022)  
State: 3.7%


## Educational Attainment

Yadkin County residents ages 25-44, 2022

Less than high school High school graduate (including GED) Some college, no credential Short-term credential Associate degree Bachelor's degree Graduate or professional degree

No Degree  
4,946  
61.0%

Have Degree or Credential  
3,161  
39.0%



Note: Numbers may not add up to 100% due to rounding

## Top Opportunities for Growth

These three areas represent the biggest opportunities for Yadkin County to improve future attainment outcomes.



### FAFSA Completion

48% of Yadkin County high school seniors complete the FAFSA, below the rural - metro county average of 58%.



### Adult Learners

20% of Yadkin County adults 25-44 have some college, no degree, above the rural - metro county average of 17%.



### School Counselors

Yadkin County has a student-to-school counselor ratio of 379:1, above the rural - metro county average of 362:1.

## Promising Attainment Practices

The new Promising Attainment Practices Database is a curated, searchable, and filterable collection of about 250 county, region, and state-level initiatives and programs that directly address various components of the state's attainment challenge. The Database allows local and regional initiative leaders and other stakeholders to identify groups across the state who are developing or operating initiatives designed to boost attainment.

Follow link to discover how Yadkin County has been meeting local needs:

[https://dashboard.myfuturenc.org/promising-attainment-practices/?wdt\\_search=Yadkin](https://dashboard.myfuturenc.org/promising-attainment-practices/?wdt_search=Yadkin)

## LABOR MARKET ALIGNMENT

### In Winston-Salem Prosperity Zone Sub-Region:

82.4%

of postsecondary degrees and credentials conferred by regional institutions are aligned with labor market needs.

#### Top areas of misalignment:

Health Science below bachelor's  
Transportation, Distribution & Logistics below bachelor's  
Business Management & Administration bachelor's

1,224 Individuals served in an ApprenticeshipNC program in 2020

### UNC and NC Community College Outcomes:

4,918 graduates in 2020

78% of 2016 graduates were employed in NC in 2021

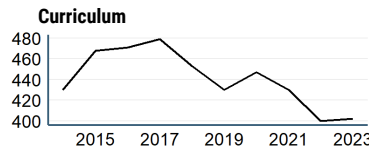
\$43,544 annual average earnings of graduates employed in NC (includes both part-time and full-time jobs)

49% of adults (ages 25-44) in Yadkin County earned a family sustaining wage, 2022

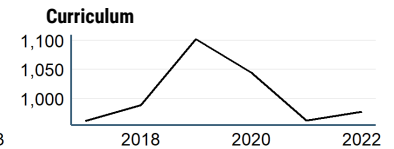
### Yadkin County is served by:

Piedmont Triad Regional Workforce Development Board  
Piedmont Triad Regional Council

### UNC System College Enrollment



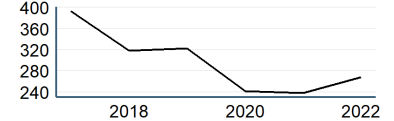
### NC Community College Enrollment



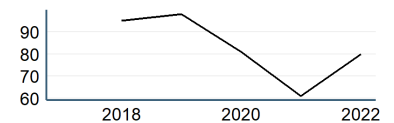
### Top 3 Five-Star Jobs in Winston-Salem Prosperity Zone Sub-Region

Job Title	Annual Growth
Nurse Practitioners	4%
Logisticians	4%
Data Scientists	4%

### First-time Curriculum Enrollments



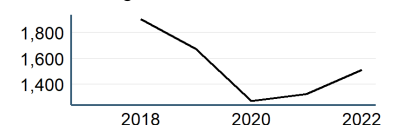
### Basic Skills



### Top 3 Employers in Yadkin County

Employer	Employment Range
Unifi Manufacturing Inc	1000+
Yadkin County Board Of Education	500-999
Lydall Thermal/Acoustical	500-999

### Continuing Education



Adult Learners

Winston-Salem Sub-Prosperity Zone post-secondary enrollments in NC Community Colleges, Fall 2022

- 704 Basic Skills
- 8,867 Continuing Education
- 3,532 Curriculum

10% of Yadkin County residents have student loan debt; 7% of debt holders had student loans in default. 2022

Success of Yadkin County High School Graduates

- 82% of students who enroll persist to their second year versus 79% in peer counties. 2022
- 69% of students who enroll earn a degree or certificate within 6 years versus 56% in peer counties. 2022

Top destinations of all college-goers, Fall 2023

- 1,215 of all college-goers attended Surry CC
- 264 of all college-goers attended Forsyth TCC
- 122 of all college-goers attended Wilkes CC

- 48% of seniors completed the FAFSA in 2023, compared to 62% statewide; 118 more need to complete in 2023 to meet state goal of 80%. 2023
- 67% of graduates reported intentions to enroll in a postsecondary institution versus 68% in peer counties. 2022
- 49% of graduates enrolled in a postsecondary institution within 12 months versus 51% in peer counties. 2022

54% of Yadkin County students have parents with no college degree (either 2- or 4-year) versus 55% in peer counties.

How students in Yadkin County traditional schools are doing:

- Yadkin County has met the goal for Pre-K enrollment. (Goal: 75%). 2023
- 26% of 3-8 graders are earning college-and-career-ready scores (level 4 or 5) in reading, compared to 30% statewide; 1,367 more needed to meet state goal of 73%. 2023
- 33% of 3-8 graders are earning college-and-career-ready scores (level 4 or 5) in math, compared to 35% statewide; 1,203 more needed to meet state goal of 86%. 2023
- 89% of 9th graders graduate within four years, compared to 87% statewide; 27 more needed to meet state goal of 95%. 2023
- 28% of students are chronically absent from school, compared to 27% statewide; 876 less needed to meet state goal of 11%. 2023

Yadkin County has a student-to-school counselor ratio of 379:1 versus 362:1 in peer counties. 2023

0% of students drop out of high school (3 total students), compared to 2% statewide. 2023

Degree Credentials Awarded, 2022

2,323 certificate | 2,089 associate | 2,703 bachelor's

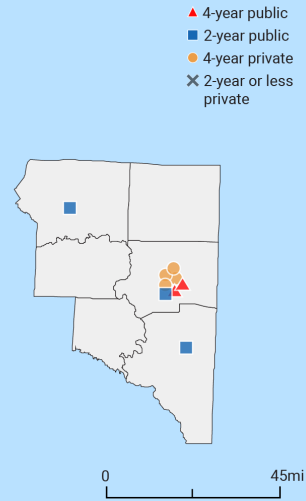
Postsecondary assets in Winston-Salem Prosperity Zone sub-region

Public, 4-year or above  
University of North Carolina School of the Arts, Winston-Salem State University

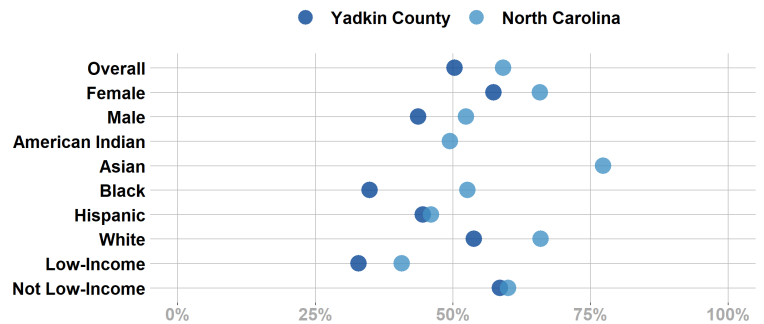
Public, 2-year  
Davidson-Davie Community College, Forsyth Technical Community College, Surry Community College

Private not-for-profit, 4-year or above  
Carolina Christian College, Carolina University, Salem College, Wake Forest University

Private not-for-profit, 2-year



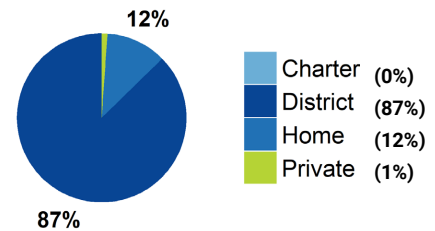
Postsecondary Enrollment Rates for Select Groups in Yadkin County, 2022



Note: Outcomes for groups with less than 10 students, <5% or >95% are not displayed.

School Choice

5,669 total students were enrolled in K-12 in Yadkin County in the 2022-23 school year.



Note: This profile focuses on outcomes of students enrolled in district schools.

Access to Postsecondary Credits

Students in Yadkin County completed 2,312 Career & Technical Education (CTE) credentials (330 (14%) were industry-valued credentials) and 295 concentrations in 2023. The top three CTE concentrations completed include Architecture and Construction; Arts, Audio/Video Technology, & Communications; and Health Science.

18 high school students took at least one AP test (<5%) versus 8% in peer counties (2023).

192 high school students participated in Career & College Promise programs (53%) versus 43% in peer counties (2023).

For more information about each indicator, including data sources and methodology, visit:

[dashboard.myfuturenc.org/county-data-and-resources/](https://dashboard.myfuturenc.org/county-data-and-resources/)