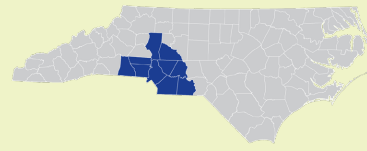


Southwest

Prosperity Zone

myFutureNC 2024 Attainment Profiles

2030 Proposed Southwest Attainment Goal: 537,030



Southwest PZ Served By:
Centralina and Foothills Councils of Governments
and

Centralina, Charlotte Works, Foothills, and Gaston County Workforce Development Boards

Population Spotlight

Growth Rate Prosperity Zone: 3.2% vs. **State: 2.5%**

County	2020	2022	Change
North Carolina	10,439,414	10,698,973	259,559
Anson County	22,052	22,202	150
Cabarrus County	225,807	235,797	9,990
Cleveland County	99,521	100,670	1,149
Gaston County	227,942	234,215	6,273
Iredell County	186,699	195,897	9,198
Lincoln County	86,816	93,095	6,279
Mecklenburg County	1,115,526	1,145,392	29,866
Rowan County	146,878	149,645	2,767
Stanly County	62,506	64,153	1,647
Union County	238,233	249,070	10,837



15.4%
Child Poverty Rate (2022)
State: 17.2%



11.6%
Opportunity Youth Rate (2022)
State: 10.9%

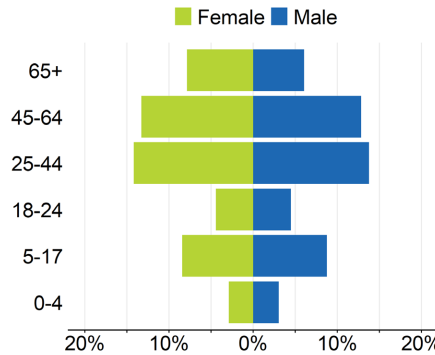


78%
Households with Broadband (2022)
State: 77%

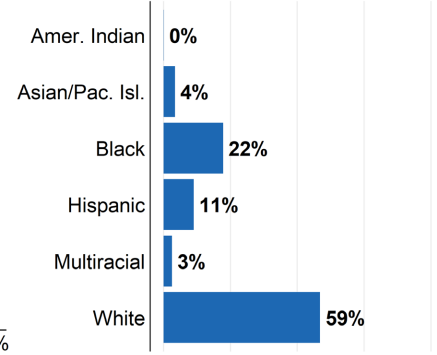


11%
Foreign Born (2022)
State: 9%

Age Structure, 2022



Race/Ethnicity, 2022



Educational Attainment

Southwest residents ages 25-44, 2022

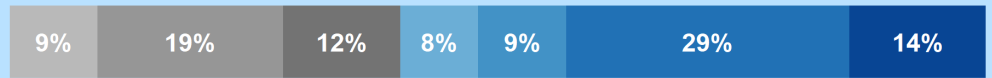
■ Less than high school
 ■ High school graduate (including GED)
 ■ Some college, no credential
 ■ Short-term credential
 ■ Associate degree
 ■ Bachelor's degree
 ■ Graduate or professional degree



No Degree
272,703
40.4%



Have Degree or Credential
402,645
59.6%



Note: Numbers may not add up to 100% due to rounding

LABOR MARKET ALIGNMENT

In Southwest Prosperity Zone:

80.4%

of postsecondary degrees and credentials conferred by regional institutions are aligned with labor market needs.

Top areas of misalignment:

Business Management & Administration bachelor's
Finance bachelor's
Information Technology bachelor's



4,230 Individuals served in an ApprenticeshipNC program in 2020

UNC and NC Community College Outcomes:

12,495 graduates in 2020

74% of 2016 graduates were employed in NC in 2021

\$45,387 annual average earnings of graduates employed in NC (includes both part-time and full-time jobs)



59% of adults (ages 25-44) in Southwest earned a family sustaining wage, 2022

Top Industries in Southwest PZ

Industry Name	Average Employment	Average Weekly Wages
Health Care and Social Assistance	146,172	\$1,266
Retail Trade	125,762	\$766
Accommodation and Food Services	113,455	\$504
Manufacturing	105,280	\$1,338
Administrative and Support and Waste Management and Remediation Services	93,209	\$1,026

Top Job Sectors in Southwest PZ

Job Sector	Average Employment	Average Weekly Wages
Private	1,094,913	\$1,331
Local Government	120,296	\$1,209
State Government	14,801	\$1,108
Federal Government	10,291	\$1,663

Success of Southwest High School Graduates

- **84%** of students who enroll **persist to their second year** versus **83%** for the state. 2022
- **60%** of students who enroll **earn a degree or certificate** within 6 years versus **59%** for the state. 2022

Top destinations of all college-goers, Fall 2023

- **24,819** of all college-goers attended **Central Piedmont CC**
- **11,305** of all college-goers attended **Rowan-Cabarrus CC**
- **9,387** of all college-goers attended **Gaston College**

Adult Learners

Southwest resident enrollments in NC Community Colleges, Fall 2022

2,910	Basic Skills
29,351	Continuing Education
8,357	Curriculum

Degree Credentials Awarded, 2022

6,906 certificate | **6,066** associate | **9,125** bachelor's

Postsecondary assets in Southwest Prosperity Zone

Public, 4-year or above

Carolinas College of Health Sciences, University of North Carolina at Charlotte

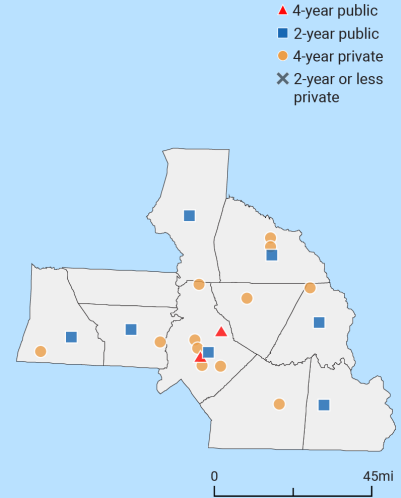
Public, 2-year

Central Piedmont Community College, Cleveland Community College, Gaston College, Mitchell Community College, Rowan-Cabarrus Community College, South Piedmont Community College, Stanly Community College

Private not-for-profit, 4-year or above

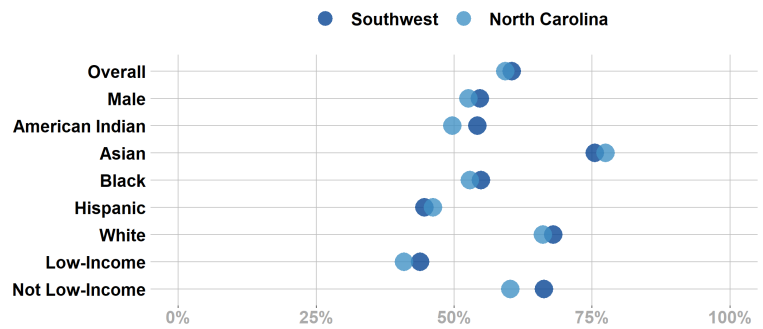
Belmont Abbey College, Cabarrus College of Health Sciences, Catawba College, Charlotte Christian College and Theological Seminary, Davidson College, Gardner-Webb University, Johnson & Wales University-Charlotte, Johnson C Smith University, Livingstone College, Pfeiffer University, Queens University of Charlotte, Wingate University

Private not-for-profit, 2-year



- **60%** of seniors **completed the FAFSA** in 2023, compared to **62%** statewide; 4,708 more need to complete in 2023 to meet state goal of **80%**. 2023
- **78%** of graduates reported **intentions to enroll** in a postsecondary institution versus **74%** in the state. 2022
- **59%** of graduates **enrolled in a postsecondary institution** within 12 months versus **58%** in the state. 2022

Postsecondary Enrollment Rates for Select Groups in Southwest, 2022



Note: Outcomes for groups with less than 10 students, <5% or >95% are not displayed.

How students in Southwest traditional schools are currently doing:

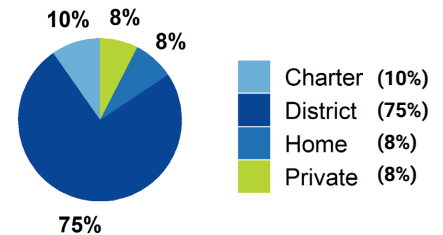
To meet state goals, each year Southwest needs:

- **43%** of eligible 4-year-olds **enrolled in NC Pre-K program**, compared to **53%** statewide; 3,463 more needed to meet state goal of **75%**. 2023
- **32%** of 3-8 graders are earning college-and-career-ready scores (level 4 or 5) in **reading**, compared to **30%** statewide; 62,923 more needed to meet state goal of **73%**. 2023
- **39%** of 3-8 graders are earning college-and-career-ready scores (level 4 or 5) in **math**, compared to **35%** statewide; 72,232 more needed to meet state goal of **86%**. 2023
- **86%** of 9th graders **graduate within four years**, compared to **87%** statewide; 2,514 more needed to meet state goal of **95%**. 2023
- **25%** of students are **chronically absent from school**, compared to **27%** statewide; 48,749 less needed to meet state goal of **11%**. 2023
- **2%** of students **drop out of high school** (2,593 total students), compared to **2%** statewide. 2023

School Choice

444,697 total students were enrolled in K-12 in Southwest in the 2022-23 school year.

Note: This profile focuses on outcomes of students enrolled in district schools.



Access to Postsecondary Credits

Students in Southwest completed **55,544 Career & Technical Education (CTE) credentials (14,834 (27%) were industry-valued credentials)** and **14,408 concentrations** in 2023. The top three CTE concentrations completed include Health Science; Hospitality & Tourism; and Human Services.



19,825 high school students took at least one **AP test (18%)** versus **16%** in the state (2023).



8,670 high school students participated in **Career & College Promise programs (35%)** versus **36%** in the state (2023).

For more information about each indicator, including data sources and methodology, visit:

dashboard.myfuturenc.org/county-data-and-resources/