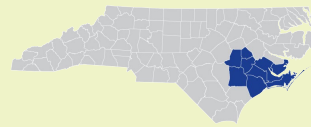


# Eastern Carolina

## Workforce Development Board

myFutureNC 2024 Attainment Profiles

2030 Proposed Eastern Carolina Attainment Goal: 91,351



### Counties in WDB:

Carteret, Craven, Duplin, Greene, Jones, Lenoir, Onslow, Pamlico, Wayne

## Population Spotlight

Growth Rate: WDB: 0.7% vs. State: 2.5%

County	2020	2022	Change
North Carolina	10,439,414	10,698,973	259,559
Carteret County	67,686	69,380	1,694
Craven County	100,718	100,874	156
Duplin County	48,705	48,990	285
Greene County	20,449	20,211	-238
Jones County	9,173	9,233	60
Lenoir County	55,124	54,633	-491
Onslow County	204,585	207,298	2,713
Pamlico County	12,274	12,381	107
Wayne County	117,324	117,286	-38



**22.3%**  
Child Poverty Rate (2022)  
State: 17.2%



**14.3%**  
Opportunity Youth Rate (2022)  
State: 10.9%

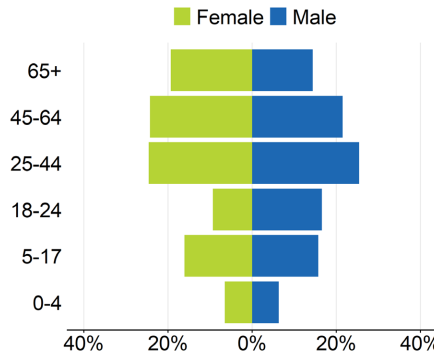


**70%**  
Households with Broadband (2022)  
State: 77%

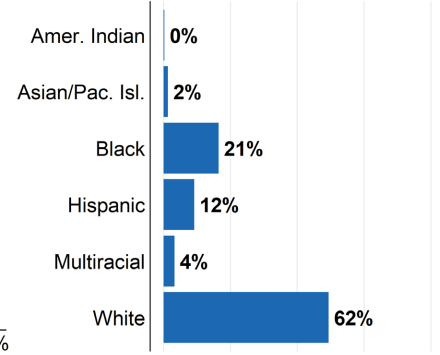


**5%**  
Foreign Born (2022)  
State: 9%

## Age Structure, 2022



## Race/Ethnicity, 2022



## Educational Attainment

Eastern Carolina residents ages 25-44, 2022


Less than high school
High school graduate (including GED)
Some college, no credential
Short-term credential
Associate degree
Bachelor's degree
Graduate or professional degree



**No Degree**  
89,206  
56.0%



**Have Degree or Credential**  
70,065  
44.0%



Note: Numbers may not add up to 100% due to rounding

LABOR MARKET ALIGNMENT

## In Eastern Carolina WDB:

**318** Individuals served in an ApprenticeshipNC program in 2020

### UNC and NC Community College Outcomes:

**3,613** graduates in 2020

**64%** of 2016 graduates were employed in NC in 2021

**\$37,788** annual average earnings of graduates employed in NC (includes both part-time and full-time jobs)



**43%** of adults (ages 25-44) in Eastern Carolina earned a **family sustaining wage**, 2022

## Labor Force Snapshot - 2023 Q2

Total Jobs	218,589
Business Establishments	15,947
Employed	254,884
Unemployed	10,208
Avg. Weekly Wage	\$876
Median Household Income	\$60,464

## Top Industries in Eastern Carolina WDB:

Industry Name	Average Employment	Average Weekly Wages
Retail Trade	32,659	\$629
Health Care and Social Assistance	31,626	\$969
Accommodation and Food Services	26,690	\$400
Manufacturing	25,352	\$1,015
Public Administration	20,955	\$1,185

## Top Job Sectors in Eastern Carolina WDB:

Job Sector	Average Employment	Average Weekly Wages
Private	166,427	\$823
Local Government	29,020	\$956
Federal Government	14,040	\$1,284
State Government	9,102	\$953

### Success of Eastern Carolina High School Graduates

- **79%** of students who enroll **persist to their second year** versus **83%** for the state. 2022
- **56%** of students who enroll **earn a degree or certificate** within 6 years versus **59%** for the state. 2022

### Top destinations of all college-goers, Fall 2023

- **5,357** of all college-goers attended **Coastal Carolina CC**
- **4,595** of all college-goers attended **Wayne CC**
- **4,515** of all college-goers attended **Craven CC**

### Adult Learners

#### Eastern Carolina resident enrollments in NC Community Colleges, Fall 2022

- 1,004** Basic Skills
- 12,197** Continuing Education
- 3,541** Curriculum

- **57%** of seniors **completed the FAFSA** in 2023, compared to **62%** statewide; 1,312 more need to complete in 2023 to meet state goal of **80%**. 2023
- **77%** of graduates reported **intentions to enroll** in a postsecondary institution versus **74%** in the state. 2022
- **52%** of graduates **enrolled in a postsecondary institution** within 12 months versus **58%** in the state. 2022

### How students in Eastern Carolina traditional schools are currently doing:

To meet state goals, each year Eastern Carolina needs:

- **49%** of eligible 4-year-olds **enrolled in NC Pre-K program**, compared to **53%** statewide; 1,230 more needed to meet state goal of **75%**. 2023
- **26%** of 3-8 graders are earning college-and-career-ready scores (level 4 or 5) in **reading**, compared to **30%** statewide; 19,304 more needed to meet state goal of **73%**. 2023
- **28%** of 3-8 graders are earning college-and-career-ready scores (level 4 or 5) in **math**, compared to **35%** statewide; 23,587 more needed to meet state goal of **86%**. 2023
- **85%** of 9th graders **graduate within four years**, compared to **87%** statewide; 717 more needed to meet state goal of **95%**. 2023
- **28%** of students are **chronically absent from school**, compared to **27%** statewide; 15,917 less needed to meet state goal of **11%**. 2023
- **2%** of students **drop out of high school** (560 total students), compared to **2%** statewide. 2023

### Degree Credentials Awarded, 2022

**3,419** certificate | **2,700** associate | **529** bachelor's

### Postsecondary assets in Eastern Carolina Workforce Dev Board:

#### Public, 4-year or above

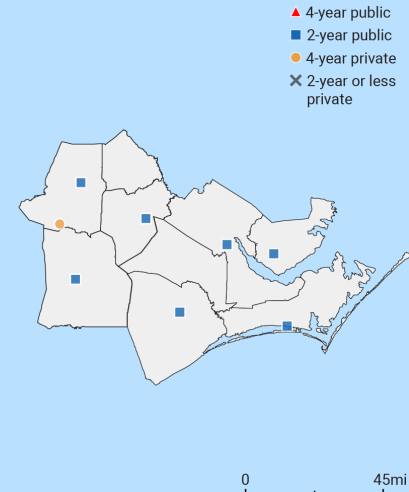
#### Public, 2-year

Carteret Community College, Coastal Carolina Community College, Craven Community College, James Sprunt Community College, Lenoir Community College, Pamlico Community College, Wayne Community College

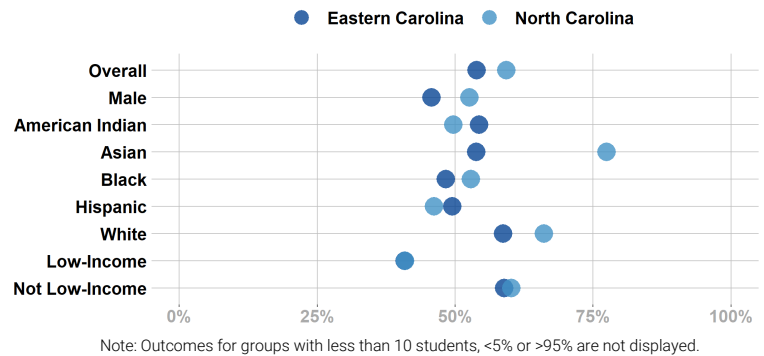
#### Private not-for-profit, 4-year or above

University of Mount Olive

#### Private not-for-profit, 2-year



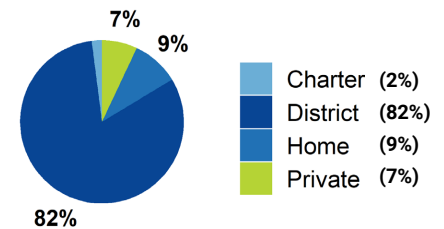
### Postsecondary Enrollment Rates in Eastern Carolina WDB, 2022



### School Choice

106,900 total students were enrolled in K-12 in Eastern Carolina in the 2022-23 school year.

Note: This profile focuses on outcomes of students enrolled in district schools.



### Access to Postsecondary Credits

Students in Eastern Carolina completed **22,971 Career & Technical Education (CTE) credentials (4,336 (19%) were industry-valued credentials)** and **4,499 concentrations** in 2023. The top three CTE concentrations completed include Human Services; Health Science; and Agricultural, Food, & Natural Resources.

**1,974 high school students** took at least one **AP test (8%)** versus **16%** in the state (2023).

**2,336 high school students** participated in **Career & College Promise programs (39%)** versus **36%** in the state (2023).

For more information about each indicator, including data sources and methodology, visit:

[dashboard.myfuturenc.org/county-data-and-resources/](https://dashboard.myfuturenc.org/county-data-and-resources/)