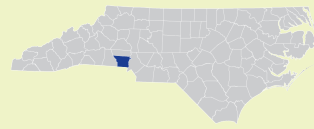


Gaston County

Workforce Development Board

myFutureNC 2024 Attainment Profiles

2030 Proposed Gaston County Attainment Goal: 35,691



Counties in WDB:
Gaston

Population Spotlight

Growth Rate: WDB: 2.8% vs. State: 2.5%

County	2020	2022	Change
North Carolina	10,439,414	10,698,973	259,559
Gaston County	227,942	234,215	6,273



15.6%
Child Poverty Rate (2022)
State: 17.2%



14.6%
Opportunity Youth Rate (2022)
State: 10.9%

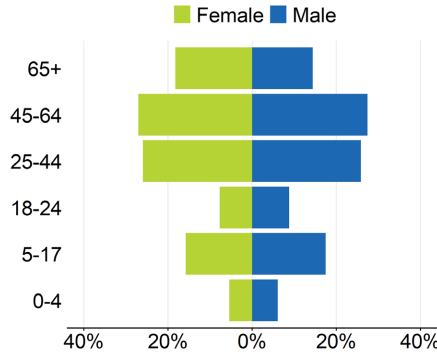


72%
Households with Broadband (2022)
State: 77%

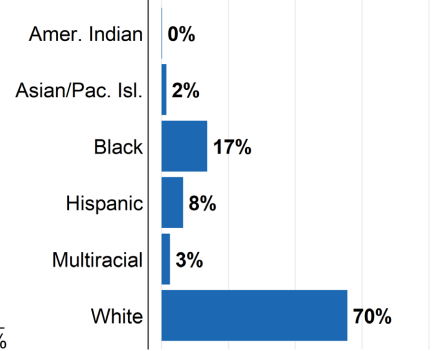


5%
Foreign Born (2022)
State: 9%

Age Structure, 2022



Race/Ethnicity, 2022



Educational Attainment

Gaston County residents ages 25-44, 2022


■ Less than high school
 ■ High school graduate (including GED)
 ■ Some college, no credential
 ■ Short-term credential
 ■ Associate degree
 ■ Bachelor's degree
 ■ Graduate or professional degree



No Degree
29,858
50.4%



Have Degree or Credential
29,411
49.6%



Note: Numbers may not add up to 100% due to rounding

LABOR MARKET ALIGNMENT

In Gaston County WDB:

152 Individuals served in an ApprenticeshipNC program in 2020

UNC and NC Community College Outcomes:

981 graduates in 2020

81% of 2016 graduates were employed in NC in 2021

\$40,337 annual average earnings of graduates employed in NC (includes both part-time and full-time jobs)



53% of adults (ages 25-44) in Gaston County earned a **family sustaining wage**, 2022

Labor Force Snapshot - 2023 Q2

Total Jobs	77,409
Business Establishments	5,593
Employed	110,448
Unemployed	4,212
Avg. Weekly Wage	\$964
Median Household Income	\$65,430

Top Industries in Gaston County WDB:

Industry Name	Average Employment	Average Weekly Wages
Manufacturing	14,570	\$1,162
Health Care and Social Assistance	12,591	\$1,112
Retail Trade	10,270	\$675
Accommodation and Food Services	8,083	\$420
Educational Services	5,905	\$866

Top Job Sectors in Gaston County WDB:

Job Sector	Average Employment	Average Weekly Wages
Private	67,745	\$954
Local Government	8,233	\$1,038
State Government	1,061	\$928
Federal Government	370	\$1,341

Success of Gaston County High School Graduates

- **81%** of students who enroll **persist to their second year** versus **83%** for the state. 2022
- **54%** of students who enroll **earn a degree or certificate** within 6 years versus **59%** for the state. 2022

Top destinations of all college-goers, Fall 2023

- **5,531** of all college-goers attended **Gaston College**
- **822** of all college-goers attended **Central Piedmont CC**
- **584** of all college-goers attended **Cleveland CC**

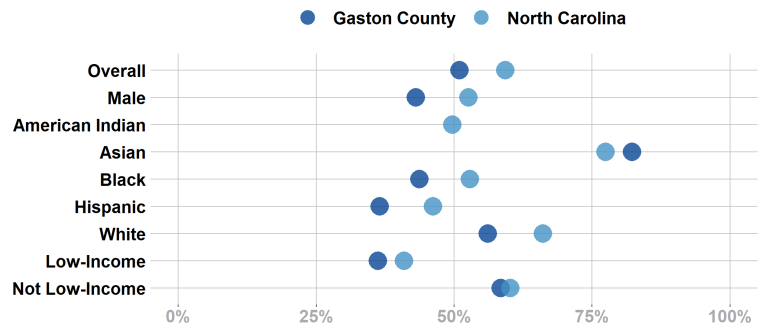
Adult Learners

Gaston County resident enrollments in NC Community Colleges, Fall 2022

- 235** Basic Skills
- 4,637** Continuing Education
- 1,117** Curriculum

- **55%** of seniors **completed the FAFSA** in 2023, compared to **62%** statewide; 488 more need to complete in 2023 to meet state goal of **80%**. 2023
- **72%** of graduates reported **intentions to enroll** in a postsecondary institution versus **74%** in the state. 2022
- **49%** of graduates **enrolled in a postsecondary institution** within 12 months versus **58%** in the state. 2022

Postsecondary Enrollment Rates in Gaston County WDB, 2022



Note: Outcomes for groups with less than 10 students, <5% or >95% are not displayed.

How students in Gaston County traditional schools are currently doing:

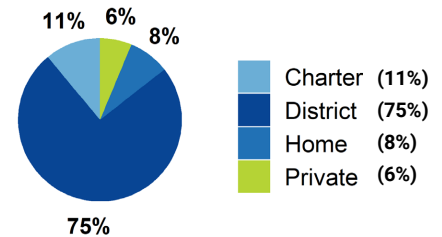
To meet state goals, each year Gaston County needs:

- **69%** of eligible 4-year-olds **enrolled in NC Pre-K program**, compared to **53%** statewide; 75 more needed to meet state goal of **75%**. 2023
- **26%** of 3-8 graders are earning college-and-career-ready scores (level 4 or 5) in **reading**, compared to **30%** statewide; 6,439 more needed to meet state goal of **73%**. 2023
- **31%** of 3-8 graders are earning college-and-career-ready scores (level 4 or 5) in **math**, compared to **35%** statewide; 7,661 more needed to meet state goal of **86%**. 2023
- **85%** of 9th graders **graduate within four years**, compared to **87%** statewide; 237 more needed to meet state goal of **95%**. 2023
- **27%** of students are **chronically absent from school**, compared to **27%** statewide; 4,963 less needed to meet state goal of **11%**. 2023
- **3%** of students **drop out of high school** (300 total students), compared to **2%** statewide. 2023

School Choice

39,695 total students were enrolled in K-12 in Gaston County in the 2022-23 school year.

Note: This profile focuses on outcomes of students enrolled in district schools.



Access to Postsecondary Credits

Students in Gaston County completed **7,720 Career & Technical Education (CTE) credentials (3,196 (41%) were industry-valued credentials) and 1,793 concentrations** in 2023. The top three CTE concentrations completed include Arts, Audio/Video Technology, & Communications; Health Science; and Human Services.

973 high school students took at least one **AP test (10%)** versus **16%** in the state (2023).

706 high school students participated in **Career & College Promise programs (33%)** versus **36%** in the state (2023).

For more information about each indicator, including data sources and methodology, visit:

dashboard.myfuturenc.org/county-data-and-resources/