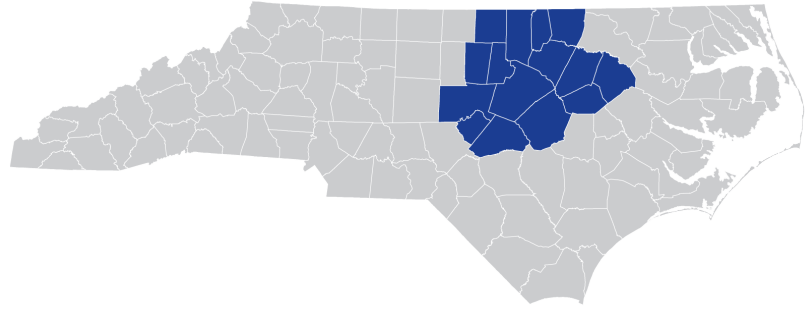


# North Central Charter Schools

## Charter School Profiles

### myFutureNC 2024 Attainment Profiles

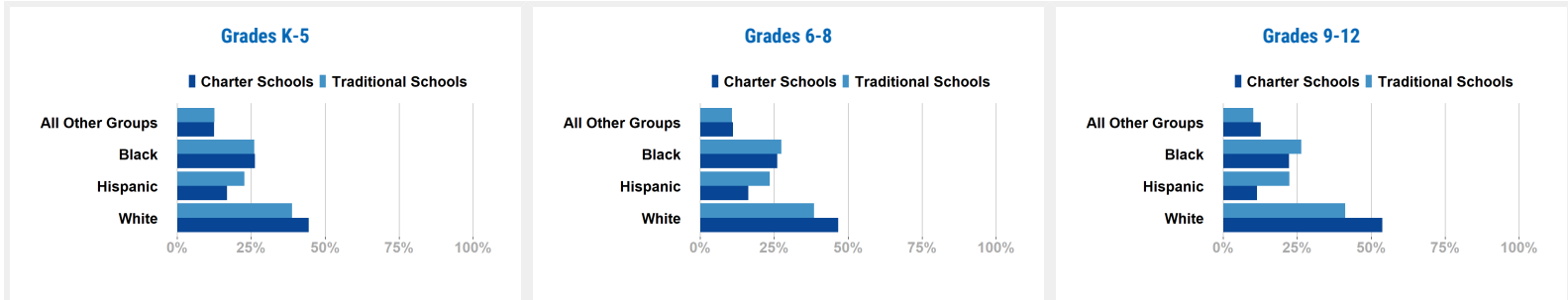
Charter schools are public schools that must be authorized by the NC State Board of Education to operate. Like traditional public schools, charter schools are primarily funded through state and local tax dollars and are prohibited from discriminating in admissions, having religious affiliations, or charging tuition. "Charter schools are held accountable through the State assessment and accountability system."<sup>1</sup> Because charter schools have open enrollment and often serve students from multiple counties, charter school profiles are aggregated up to the Prosperity-Zone level. In North Central there are 69 charter schools and 16 traditional public school districts operating 534 schools.



<sup>1</sup>Charter Schools. 2023. NC Dept of Public Instruction.

	Total Schools	Total Students	Total High Schools	Total High School Students	Economically Disadvantaged Students
Charter Schools	69	48,413	31	9,855	36%
Traditional Schools	534	335,716	127	108,404	34%

### Race/Ethnic Composition of Grades K-12 in North Central Schools, 2022



Note: No data item including <10 students, or any observation <5%, or >95% is not reported.

## ACADEMIC READINESS

### How students in North Central charter schools are currently doing:

- **39%** of 3-8 graders are earning college-and-career-ready scores (level 4 or 5) in **reading**; 8,895 more needed to meet state goal of **73%**. 2023
- **39%** of 3-8 graders are earning college-and-career-ready scores (level 4 or 5) in **math**; 12,248 more needed to meet state goal of **86%**. 2023
- **77%** of 9th graders **graduate within four years**; 448 more needed to meet state goal of **95%**. 2023
- **18%** of students are **chronically absent from school**; 3,595 less needed to meet state goal of **11%**. 2022



North Central has a **student-to-school counselor ratio** of **461:1**. 2022



**1%** of students **drop out of high school** (51 total students). 2022

### Access to Postsecondary Credits

Students in North Central completed **123 Career & Technical Education (CTE) credentials** (industry-valued credential data available in Spring 2024) and **112 concentrations** in 2022. The top three CTE concentrations completed include Information Technology; Science, Technology, Engineering, & Mathematics; and Agricultural, Food, & Natural Resources.



**1,941** high school students took at least one **AP course** (**21%**) (2022).



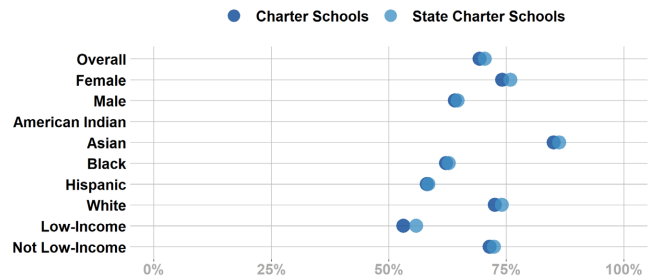
**862** high school students participated in **Career & College Promise programs** (**9%**) (2022).

## COLLEGE & CAREER ACCESS

### How students in North Central charter schools are planning for and enrolling in college:

- **64%** of seniors **completed the FAFSA** in 2022; 319 more need to complete in 2022 to meet state goal of **80%**. 2023
- **82%** of graduates reported **intentions to enroll** in a postsecondary institution. 2022
- **68%** of graduates **enrolled in a postsecondary institution** within 12 months. 2022

### Postsecondary Enrollment Rates (within 12 months) for Select Groups in North Central Schools, 2022



Note: Outcomes for groups with less than 10 students, <5% or >95% are not displayed.

## POSTSECONDARY COMPLETION

- **85%** of students who enroll **persist to their second year**. 2022
- **72%** of students who enroll **earn a degree or certificate** within 6 years. 2022