

# Northeast Charter

## Charter School Profiles

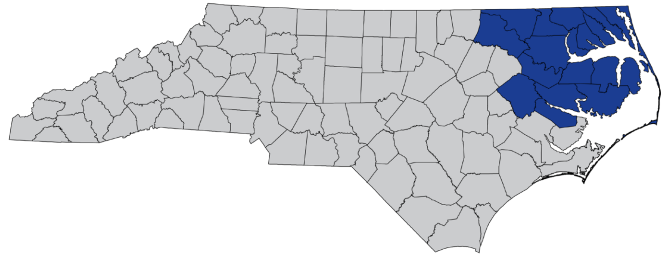
### myFutureNC 2025 Attainment Profiles

#### Counties in Northeast:

Beaufort, Bertie, Camden, Chowan, Currituck, Dare, Gates, Halifax, Hertford, Hyde, Martin, Northampton, Pasquotank, Perquimance, Pitt, Tyrrell, and Washington Counties

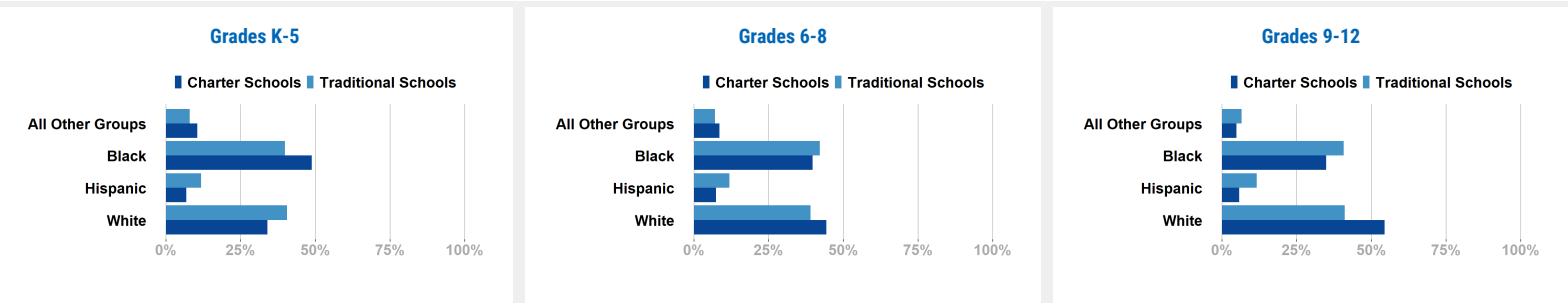
Charter schools are public schools that must be authorized by the NC State Board of Education to operate. Like traditional public schools, charter schools are primarily funded through state and local tax dollars and are prohibited from discriminating in admissions, having religious affiliations, or charging tuition. \*Charter schools are held accountable through the State assessment and accountability system.<sup>1</sup> Because charter schools have open enrollment and often serve students from multiple counties, charter school profiles are aggregated up to the Prosperity-Zone level. In Northeast there are 9 charter schools and 19 traditional public school districts operating 165 schools.

<sup>1</sup>Charter Schools. 2023. NC Dept of Public Instruction.



	Total Schools	Total Students	Total High Schools	Total High School Students	Economically Disadvantaged Students
Charter Schools	9	4,682	6	1,102	55.4%
Traditional Schools	165	64,669	52	20,439	56.8%

#### Race/Ethnic Composition of Grades K-12 in Northeast Charter Schools, 2022-23



Note: Any data item including <10 students, or any observation <5%, or >95% is not reported. \*\* Indicates, no data available.

## POSTSECONDARY COMPLETION

76.9% of students who enroll **persist to their second year**.

State: 86.3%, 2023

51.1% of students who enroll **earn a degree or certificate** within 6

years. State: 70.5%, 2023

## COLLEGE & CAREER ACCESS

**How students in Northeast Charter Schools are planning for and enrolling in college:**

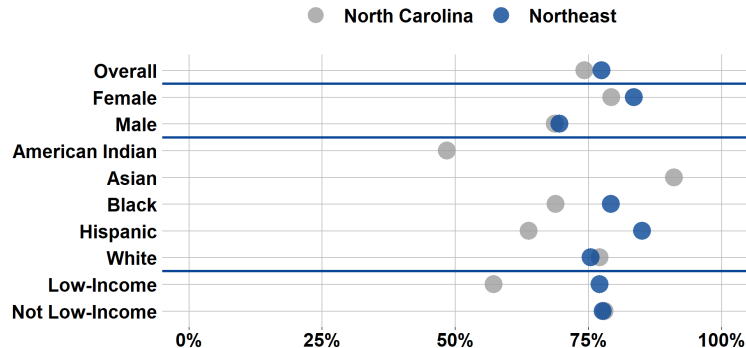
63.0% of 2024 high school class **completed the FAFSA** as of Sept. 27, 2024.

37 more need to complete in 2024 to meet state goal of **80%**. State: 58.8%

75.8% of graduates **enrolled in a postsecondary institution** within 12

months. State: 72.5% 2023

#### Postsecondary Enrollment Rates (within 12 months) for Select Groups in Northeast Charter Schools, 2023



Note: Outcomes for groups with less than 10 students, <5% or >95% are not displayed.

## ACADEMIC READINESS

#### Northeast Charter School students:

24.8% of 3-8 graders **earned college-and-career-ready scores in reading** in 2024. 1,207 more needed to meet state goal of **73%**. State: 36.6%

23.8% of 3-8 graders **earned college-and-career-ready scores in math** in 2024. 1,560 more needed to meet state goal of **86%**. State: 38.5%

23.0% of students were **chronically absent from school** in 2024. 587 fewer needed to meet state goal of **11.0%**. State: 19.3%



0.0% of students **drop out of high school** (0 total students), compared to **1.0%** statewide. 2023

#### Pathways to College and Career

Students in charter schools completed **164 Career & Technical Education (CTE) credentials and 12 concentrations**. **20 (12.2%) of credentials were industry-valued** in 2023. The top three CTE concentrations: Architecture and Construction; Agricultural, Food, & Natural Resources; and Science, Technology, Engineering, & Mathematics.



**167 (14.9%) high school students took at least one AP, IB, or CIE exam.** State: 21.3% (2023).



**152 (64.4%) high school graduates participated in Career & College Promise programs.** State: 42.7% (2024).