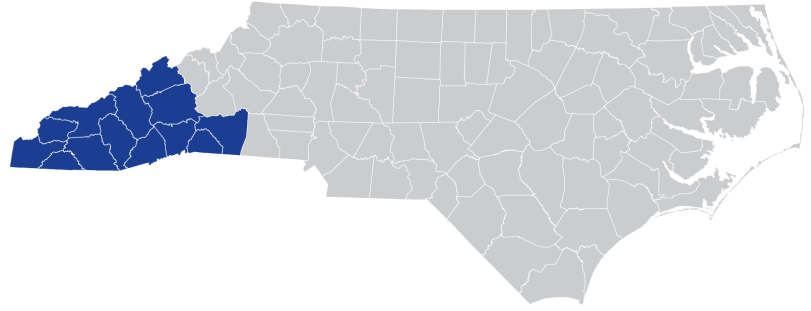


# Western Charter Schools

Charter School Profiles  
myFutureNC 2024 Attainment Profiles

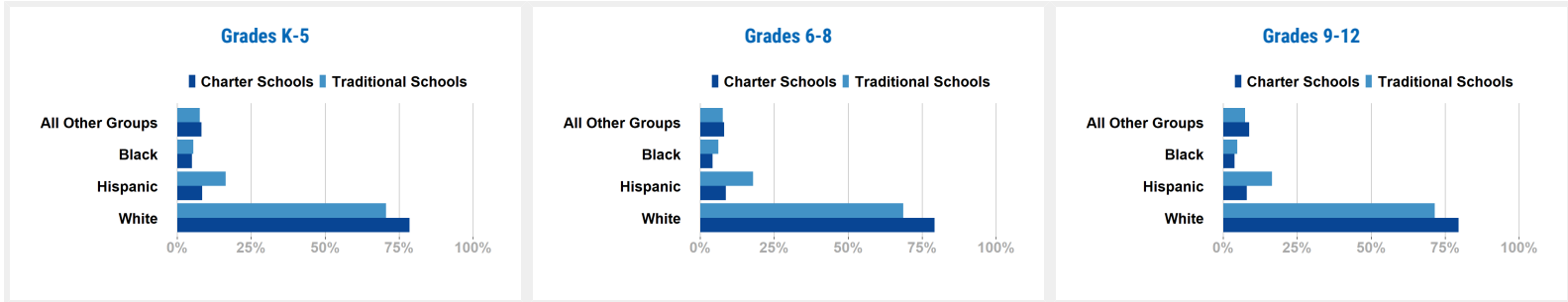
Charter schools are public schools that must be authorized by the NC State Board of Education to operate. Like traditional public schools, charter schools are primarily funded through state and local tax dollars and are prohibited from discriminating in admissions, having religious affiliations, or charging tuition. "Charter schools are held accountable through the State assessment and accountability system."<sup>1</sup> Because charter schools have open enrollment and often serve students from multiple counties, charter school profiles are aggregated up to the Prosperity-Zone level. In Western there are 14 charter schools and 14 traditional public school districts operating 179 schools.

<sup>1</sup>Charter Schools. 2023. NC Dept of Public Instruction.



	Total Schools	Total Students	Total High Schools	Total High School Students	Economically Disadvantaged Students
Charter Schools	14	8,117	5	1,541	29%
Traditional Schools	179	73,693	54	23,391	43%

## Race/Ethnic Composition of Grades K-12 in Western Schools, 2022



Note: Any data item including <10 students, or any observation <5%, or >95% is not reported.

## ACADEMIC READINESS

### How students in Western charter schools are currently doing:

- **43%** of 3-8 graders are earning college-and-career-ready scores (level 4 or 5) in **reading**; 1,133 more needed to meet state goal of **73%**. 2023
- **38%** of 3-8 graders are earning college-and-career-ready scores (level 4 or 5) in **math**; 1,817 more needed to meet state goal of **86%**. 2023
- **91%** of 9th graders **graduate within four years**; 11 more needed to meet state goal of **95%**. 2023
- **20%** of students are **chronically absent from school**; 653 less needed to meet state goal of **11%**. 2022



Western has a **student-to-school counselor ratio** of **338:1**. 2022



**1%** of students **drop out of high school** (<10 total students). 2022

### Access to Postsecondary Credits

Students in Western completed **\*\* Career & Technical Education (CTE) credentials (industry-valued credential data available in Spring 2024) and 4 concentrations** in 2022. The top three CTE concentrations completed include Information Technology; Health Science; and **\*\***.



**344 high school students** took at least one **AP course (31%)** (2022).



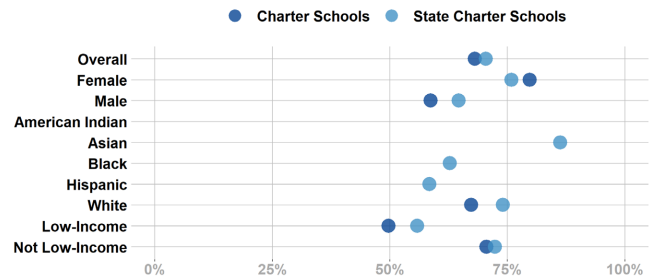
**138 high school students** participated in **Career & College Promise programs (13%)** (2022).

## COLLEGE & CAREER ACCESS

### How students in Western charter schools are planning for and enrolling in college:

- **66%** of seniors **completed the FAFSA** in 2022; 32 more need to complete in 2022 to meet state goal of **80%**. 2023
- **76%** of graduates reported **intentions to enroll** in a postsecondary institution. 2022
- **67%** of graduates **enrolled in a postsecondary institution** within 12 months. 2022

### Postsecondary Enrollment Rates (within 12 months) for Select Groups in Western Schools, 2022



Note: Outcomes for groups with less than 10 students, <5% or >95% are not displayed.

## POSTSECONDARY COMPLETION

- **86%** of students who enroll **persist to their second year**. 2022
- **79%** of students who enroll **earn a degree or certificate** within 6 years. 2022