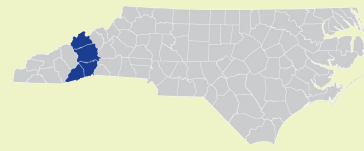


Land-of-Sky Regional Council

Council of Governments

myFutureNC 2024 Attainment Profiles

2030 Proposed Regional Council Attainment Goal: 82,632




Counties in Council of Governments:
Buncombe, Henderson, Madison, Transylvania


Population Spotlight


Growth Rate: Council of Governments: 1.6% vs. State: 2.5%

County	2020	2022	Change
North Carolina	10,439,414	10,698,973	259,559
Buncombe County	269,446	273,589	4,143
Henderson County	116,279	118,106	1,827
Madison County	21,192	21,768	576
Transylvania County	32,986	33,355	369

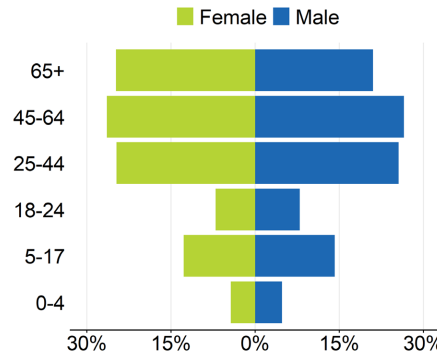

15.6%
Child Poverty Rate (2022)
State: 17.2%


11.7%
Opportunity Youth Rate (2021)
State: 12.1%

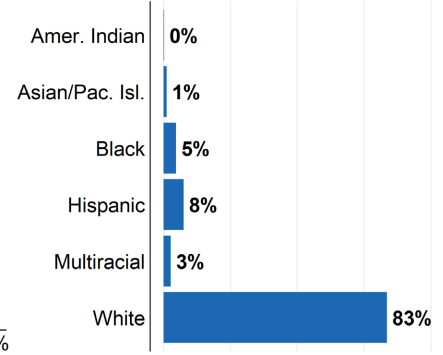

71%
Households with Broadband (2022)
State: 77%


6%
Foreign Born (2022)
State: 9%

Age Structure, 2022





Race/Ethnicity, 2022

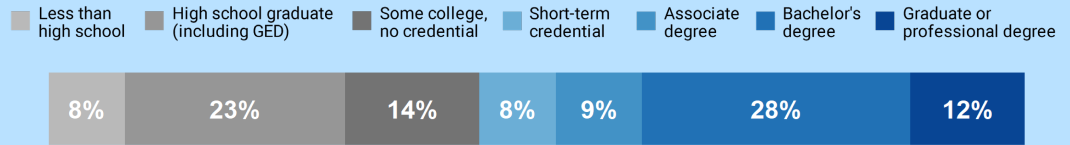


Educational Attainment

Land-of-Sky Regional Council residents ages 25-44, 2022


No Degree
48,484
43.8%



Have Degree or Credential
62,188
56.2%



Note: Numbers may not add up to 100% due to rounding

LABOR MARKET ALIGNMENT

In Land-of-Sky Regional Council:


 **533** Individuals served in an ApprenticeshipNC program in 2020

UNC and NC Community College Outcomes:

2,374 graduates in 2020

68% of 2016 graduates were employed in NC in 2021

\$36,586 annual average earnings of graduates employed in NC (includes both part-time and full-time jobs)

 **49%** of adults (ages 25-44) in Land-of-Sky Regional Council earned a **family sustaining wage**, 2022

Labor Force Snapshot - 2023 Q2

Total Jobs	195,199
Business Establishments	18,576
Employed	215,474
Unemployed	6,820
Avg. Weekly Wage	\$1,013
Median Household Income	\$65,732

Top Industries in Land-of-Sky Regional Council

Industry Name	Average Employment	Average Weekly Wages
Health Care and Social Assistance	34,800	\$1,277
Retail Trade	25,058	\$715
Accommodation and Food Services	22,992	\$547
Manufacturing	20,261	\$1,243
Educational Services	13,734	\$942

Top Job Sectors in Land-of-Sky Regional Council

Job Sector	Average Employment	Average Weekly Wages
Private	171,530	\$992
Local Government	15,093	\$1,078
State Government	4,422	\$982
Federal Government	4,152	\$1,681

Success of Land-of-Sky Regional Council High School Graduates

- **82%** of students who enroll **persist to their second year** versus **83%** for the state. 2022
- **60%** of students who enroll **earn a degree or certificate** within 6 years versus **59%** for the state. 2022

Top destinations of all college-goers, Fall 2023

- **9,594** of all college-goers attended **Asheville-Buncombe TCC**
- **5,635** of all college-goers attended **Blue Ridge CC**
- **304** of all college-goers attended **Haywood CC**

Adult Learners

Land-of-Sky Regional Council resident enrollments in NC Community Colleges, Fall 2022

- 637** Basic Skills
- 7,593** Continuing Education
- 2,362** Curriculum

- **60%** of seniors **completed the FAFSA** in 2023, compared to **62%** statewide; 629 more need to complete in 2023 to meet state goal of **80%**. 2023
- **77%** of graduates reported **intentions to enroll** in a postsecondary institution versus **74%** in the state. 2022
- **54%** of graduates **enrolled in a postsecondary institution** within 12 months versus **58%** in the state. 2022

Degree Credentials Awarded, 2022

777 certificate | 947 associate | 1,441 bachelor's

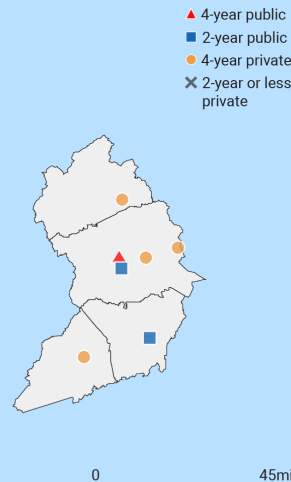
Postsecondary assets in Land-of-Sky Regional Council

Public, 4-year or above
University of North Carolina at Asheville

Public, 2-year
Asheville-Buncombe Technical Community College, Blue Ridge Community College

Private not-for-profit, 4-year or above
Brevard College, Mars Hill University, Montreat College, Warren Wilson College

Private not-for-profit, 2-year

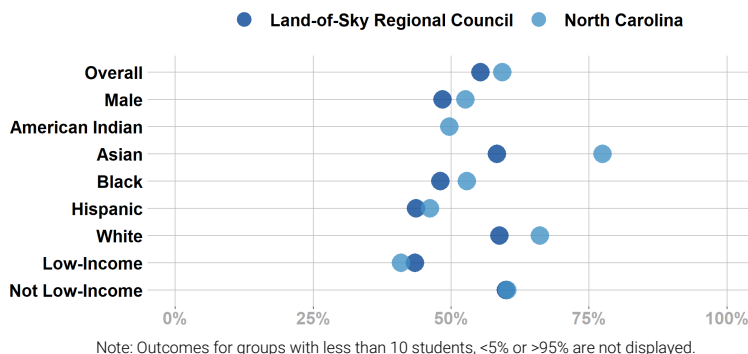


How students in Land-of-Sky Regional Council traditional schools are currently doing:

To meet state goals, each year Land-of-Sky Regional Council needs:

- **44%** of eligible 4-year-olds **enrolled in NC Pre-K program**, compared to **53%** statewide; 469 more needed to meet state goal of **75%**. 2023
- **33%** of 3-8 graders are earning college-and-career-ready scores (level 4 or 5) in **reading**, compared to **30%** statewide; 7,774 more needed to meet state goal of **73%**. 2023
- **38%** of 3-8 graders are earning college-and-career-ready scores (level 4 or 5) in **math**, compared to **35%** statewide; 9,429 more needed to meet state goal of **86%**. 2023
- **90%** of 9th graders **graduate within four years**, compared to **87%** statewide; 175 more needed to meet state goal of **95%**. 2023
- **27%** of students are **chronically absent from school**, compared to **32%** statewide; 7,531 less needed to meet state goal of **11%**. 2022
- **2%** of students **drop out of high school** (266 total students), compared to **2%** statewide. 2022

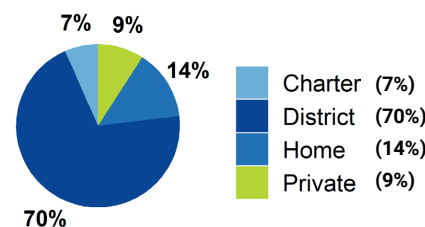
Postsecondary Enrollment Rates in Land-of-Sky Regional Council, 2022



Note: Outcomes for groups with less than 10 students, <5% or >95% are not displayed.

School Choice

62,184 total students were enrolled in K-12 in Land-of-Sky Regional Council in the 2022-23 school year.



Note: This profile focuses on outcomes of students enrolled in district schools.

Access to Postsecondary Credits

Students in Land-of-Sky Regional Council completed **4,476 Career & Technical Education (CTE) credentials** (industry-valued credential data available in Spring 2024) and **2,301 concentrations** in 2022. The top three CTE concentrations completed include Health Science; Human Services; and Arts, Audio/Video Technology, & Communications.

1,956 high school students took at least one **AP course** (**14%**) versus **15%** in the state (2022).

2,306 high school students participated in **Career & College Promise programs** (**34%**) versus **23%** in the state (2022).

For more information about each indicator, including data sources and methodology, visit:

dashboard.myfuturenc.org/county-data-and-resources/