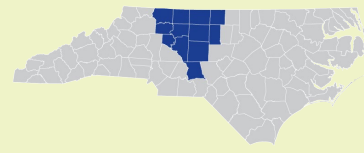


# Piedmont Triad Regional Council

## Council of Governments

myFutureNC 2024 Attainment Profiles

2030 Proposed Regional Council Attainment Goal: 304,243




**Counties in Council of Governments:**  
Alamance, Caswell, Davidson, Davie, Forsyth, Guilford, Montgomery, Randolph, Rockingham, Stokes, Surry, Yadkin


### Population Spotlight


**Growth Rate:** Council of Governments: 1.4% vs. State: 2.5%

County	2020	2022	Change
North Carolina	10,439,414	10,698,973	259,559
Alamance County	171,429	176,353	4,924
Caswell County	22,738	22,614	-124
Davidson County	168,933	172,586	3,653
Davie County	42,715	44,090	1,375
Forsyth County	382,584	389,157	6,573
Guilford County	541,309	546,101	4,792
Montgomery County	25,752	25,894	142
Randolph County	144,151	146,043	1,892
Rockingham County	91,100	91,957	857
Stokes County	44,523	45,175	652
Surry County	71,367	71,403	36
Yadkin County	37,211	37,463	252

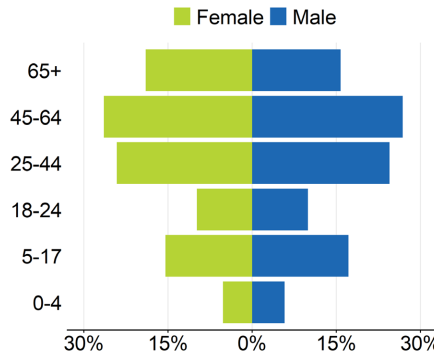
  
**21.8%**  
Child Poverty Rate (2022)  
State: 17.2%

  
**12.3%**  
Opportunity Youth Rate (2021)  
State: 12.1%

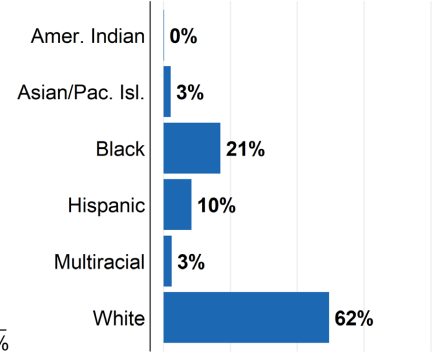
  
**72%**  
Households with Broadband (2022)  
State: 77%

  
**8%**  
Foreign Born (2022)  
State: 9%

### Age Structure, 2022



### Race/Ethnicity, 2022




### Educational Attainment

Piedmont Triad Regional Council residents ages 25-44, 2022

■ Less than high school   
 ■ High school graduate (including GED)   
 ■ Some college, no credential   
 ■ Short-term credential   
 ■ Associate degree   
 ■ Bachelor's degree   
 ■ Graduate or professional degree

 **No Degree**  
212,724  
50.2%


 **Have Degree or Credential**  
211,287  
49.8%



Note: Numbers may not add up to 100% due to rounding


### LABOR MARKET ALIGNMENT

#### In Piedmont Triad Regional Council:

 **2,136** Individuals served in an ApprenticeshipNC program in 2020

#### UNC and NC Community College Outcomes:

**13,669** graduates in 2020  
**74%** of 2016 graduates were employed in NC in 2021  
**\$42,042** annual average earnings of graduates employed in NC (includes both part-time and full-time jobs)

 **47%** of adults (ages 25-44) in Piedmont Triad Regional Council earned a **family sustaining wage**, 2022

#### Labor Force Snapshot - 2023 Q2

Total Jobs	731,417
Business Establishments	46,961
Employed	800,977
Unemployed	31,577
Avg. Weekly Wage	\$1,043
Median Household Income	\$62,492

#### Top Industries in Piedmont Triad Regional Council

Industry Name	Average Employment	Average Weekly Wages
Health Care and Social Assistance	110,264	\$1,269
Manufacturing	99,665	\$1,276
Retail Trade	86,606	\$747
Accommodation and Food Services	68,424	\$416
Educational Services	60,411	\$1,190

#### Top Job Sectors in Piedmont Triad Regional Council

Job Sector	Average Employment	Average Weekly Wages
Private	645,650	\$1,048
Local Government	62,220	\$946
State Government	16,554	\$1,047
Federal Government	6,994	\$1,377

POSTSECONDARY COMPLETION

### Success of Piedmont Triad Regional Council High School Graduates

- **82%** of students who enroll **persist to their second year** versus **83%** for the state. 2022
- **59%** of students who enroll **earn a degree or certificate** within 6 years versus **59%** for the state. 2022

### Top destinations of all college-goers, Fall 2023

- **13,836** of all college-goers attended **Guilford TCC**
- **11,564** of all college-goers attended **Forsyth TCC**
- **6,505** of all college-goers attended **Davidson-Davie CC**

### Adult Learners

#### Piedmont Triad Regional Council resident enrollments in NC Community Colleges, Fall 2022

- 2,278** Basic Skills
- 23,750** Continuing Education
- 7,944** Curriculum

COLLEGE & CAREER ACCESS

- **64%** of seniors **completed the FAFSA** in 2023, compared to **62%** statewide; 2,492 more need to complete in 2023 to meet state goal of **80%**. 2023
- **83%** of graduates reported **intentions to enroll** in a postsecondary institution versus **74%** in the state. 2022
- **57%** of graduates **enrolled in a postsecondary institution** within 12 months versus **58%** in the state. 2022

### How students in Piedmont Triad Regional Council traditional schools are currently doing:

To meet state goals, each year Piedmont Triad Regional Council needs:

- **55%** of eligible 4-year-olds **enrolled in NC Pre-K program**, compared to **53%** statewide; 1,941 more needed to meet state goal of **75%**. 2023
- **27%** of 3-8 graders are earning college-and-career-ready scores (level 4 or 5) in **reading**, compared to **30%** statewide; 47,718 more needed to meet state goal of **73%**. 2023
- **31%** of 3-8 graders are earning college-and-career-ready scores (level 4 or 5) in **math**, compared to **35%** statewide; 56,755 more needed to meet state goal of **86%**. 2023
- **88%** of 9th graders **graduate within four years**, compared to **87%** statewide; 1,340 more needed to meet state goal of **95%**. 2023
- **36%** of students are **chronically absent from school**, compared to **32%** statewide; 58,471 less needed to meet state goal of **11%**. 2022

**3%** of students **drop out of high school** (1,979 total students), compared to **2%** statewide. 2022

ACADEMIC READINESS

### Degree Credentials Awarded, 2022

**5,339** certificate | **4,876** associate | **11,204** bachelor's

### Postsecondary assets in Piedmont Triad Regional Council

#### Public, 4-year or above

North Carolina A & T State University, University of North Carolina School of the Arts, University of North Carolina at Greensboro, Winston-Salem State University

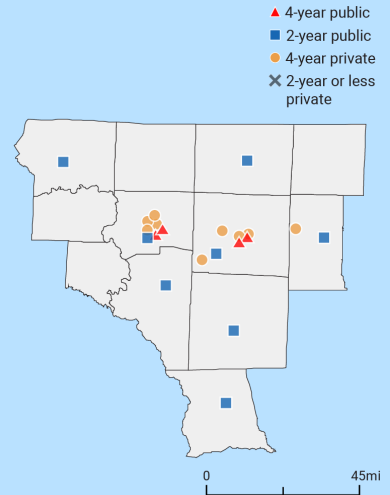
#### Public, 2-year

Alamance Community College, Davidson-Davie Community College, Forsyth Technical Community College, Guilford Technical Community College, Montgomery Community College, Randolph Community College, Rockingham Community College, Surry Community College

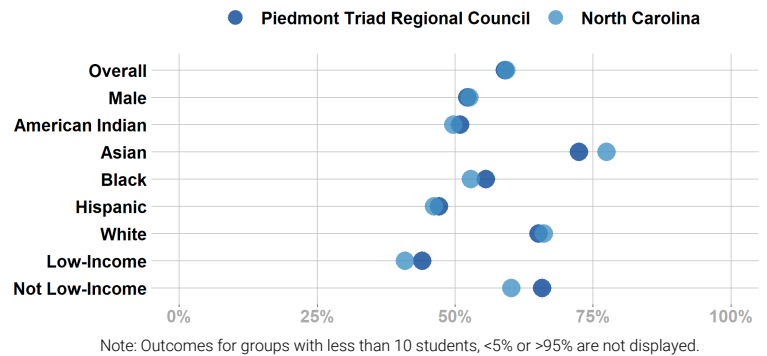
#### Private not-for-profit, 4-year or above

Bennett College, Carolina Christian College, Carolina University, Elon University, Greensboro College, Guilford College, High Point University, Salem College, Wake Forest University

#### Private not-for-profit, 2-year



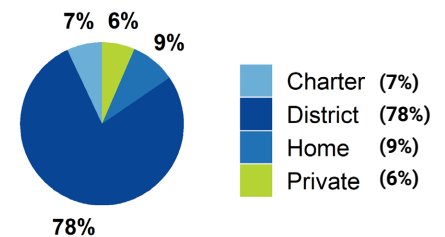
### Postsecondary Enrollment Rates in Piedmont Triad Regional Council, 2022



### School Choice

289,943 total students were enrolled in K-12 in Piedmont Triad Regional Council in the 2022-23 school year.

Note: This profile focuses on outcomes of students enrolled in district schools.



### Access to Postsecondary Credits

Students in Piedmont Triad Regional Council completed **39,253 Career & Technical Education (CTE) credentials** (industry-valued credential data available in Spring 2024) and **9,569 concentrations** in 2022. The top three CTE concentrations completed include Health Science; Human Services; and Arts, Audio/Video Technology, & Communications.

**11,063 high school students** took at least one **AP course (16%)** versus **15%** in the state (2022).

**6,598 high school students** participated in **Career & College Promise programs (20%)** versus **23%** in the state (2022).

For more information about each indicator, including data sources and methodology, visit:

[dashboard.myfuturenc.org/county-data-and-resources/](https://dashboard.myfuturenc.org/county-data-and-resources/)