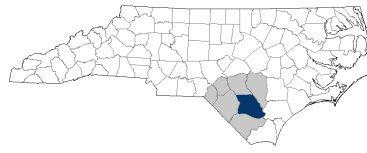


# Bladen County

myFutureNC 2024 Attainment Profiles



Fayetteville-Lumberton  
Prosperity Zone Sub-Region  
**Peer County Type:** Rural - Non-Metro  
**Local Education Agencies:** 1 (2023)  
**Charter Schools:** 2 (2023)

2030 Proposed Bladen County Attainment Goal: 4,501 (Stretch Goal: 4,578)

2030 State Attainment Goal: 2 million

## Population Spotlight

2020 Census: 29,617  
2022 Estimate: 29,446  
Change: -171

## Growth Rate

-0.6% vs. 2.5%  
County State



**\$46,002**  
Median  
Household  
Income (2022)  
State: \$67,516



**70%**  
Home Owners  
(2022)  
State: 67%



**41.1%**  
Child Poverty  
Rate (2022)  
State: 17.2%



**23.7%**  
Opportunity  
Youth Rate  
(2021)  
State: 12.1%



**58%**  
Households with  
Broadband (2022)  
State: 77%



**4.3%**  
Unemployment  
Rate (2022)  
State: 3.7%

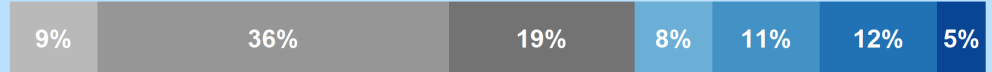
## Educational Attainment

Bladen County residents ages 25-44, 2022

Less than high school High school graduate (including GED) Some college, no credential Short-term credential Associate degree Bachelor's degree Graduate or professional degree

**No Degree**  
**4,110**  
63.9%

**Have Degree or Credential**  
**2,319**  
36.1%



Note: Numbers may not add up to 100% due to rounding

## Top Opportunities for Growth

These three areas represent the biggest opportunities for Bladen County to improve future attainment outcomes.



## Math Performance

17% of Bladen County 3-8 graders earn college-and-career-ready scores in Math, below the rural - non-metro county average of 29%.



## Reading Performance

16% of Bladen County 3-8 graders earn college-and-career-ready scores in Reading, below the rural - non-metro county average of 25%.



## FAFSA Completion

57% of Bladen County high school seniors complete the FAFSA, below the rural - non-metro county average of 61%.

## Promising Attainment Practices

The new **Promising Attainment Practices Database** is a curated, searchable, and filterable collection of about 250 county, region, and state-level initiatives and programs that directly address various components of the state's attainment challenge. The Database allows local and regional initiative leaders and other stakeholders to identify groups across the state who are developing or operating initiatives designed to boost attainment.

Follow link to discover how Bladen County has been meeting local needs:

[https://dashboard.myfuturenc.org/promising-attainment-practices/?wdt\\_search=Bladen](https://dashboard.myfuturenc.org/promising-attainment-practices/?wdt_search=Bladen)

## LABOR MARKET ALIGNMENT

### In Fayetteville-Lumberton Prosperity Zone Sub-Region:

**80.5%**

of postsecondary degrees and credentials conferred by regional institutions are aligned with labor market needs.

### Top areas of misalignment:

**Business Management & Administration** bachelor's  
**Health Science** below bachelor's  
**Transportation, Distribution & Logistics** below bachelor's



**1,855** Individuals served in an ApprenticeshipNC program in 2020

### UNC and NC Community College Outcomes:

**5,664** graduates in 2020

**56%** of 2016 graduates were employed in NC in 2021

**\$38,415** annual average earnings of graduates employed in NC (includes both part-time and full-time jobs)

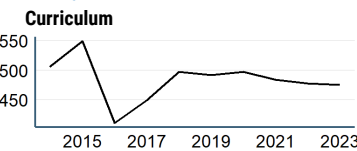


**38%** of adults (ages 25-44) in Bladen County earned a family sustaining wage, 2022

### Bladen County is served by:

Lumber River Workforce Development Board  
Lumber River Council of Governments

### UNC System College Enrollment



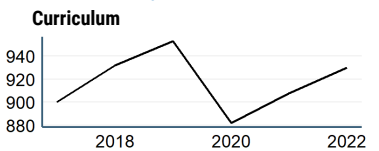
### Top 3 Five-Star Jobs in Fayetteville-Lumberton Prosperity Zone Sub-Region

Job Title	Annual Growth
Nurse Practitioners	4%
Data Scientists	3%
Medical and Health Services Managers	2%

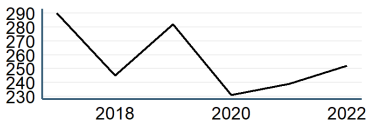
### Top 3 Employers in Bladen County

Employer	Employment Range
Smithfield Foods Inc	1000+
Gildan Yarns LLC	1000+
Bladen County Schools	500-999

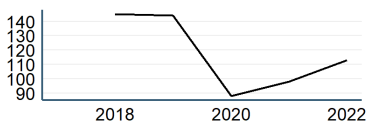
### NC Community College Enrollment



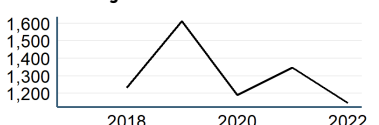
### First-time Curriculum Enrollments



### Basic Skills



### Continuing Education



## Adult Learners

## Bladen County resident enrollments in NC Community Colleges, Fall 2022

113 Basic Skills  
1,145 Continuing Education  
930 Curriculum



13% of Bladen County residents have **student loan debt**; 14% of debt holders had **student loans in default**. 2022

## Success of Bladen County High School Graduates

- 77% of students who enroll **persist to their second year** versus 78% in peer counties. 2022
- 47% of students who enroll **earn a degree or certificate** within 6 years versus 55% in peer counties. 2022

## Top destinations of all college-goers, Fall 2023

- 1,033 of all college-goers attended **Bladen CC**
- 150 of all college-goers attended **Southeastern CC**
- 127 of all college-goers attended **Fayetteville TCC**

• 57% of seniors **completed the FAFSA** in 2023, compared to 62% statewide; 70 more need to complete in 2023 to meet state goal of 80%. 2023

• 61% of graduates reported **intentions to enroll** in a postsecondary institution versus 68% in peer counties. 2022

• 50% of graduates **enrolled in a postsecondary institution** within 12 months versus 52% in peer counties. 2022



68% of Bladen County students have **parents with no college degree** (either 2- or 4-year) versus 57% in peer counties.

## How students in Bladen County traditional schools are doing:

- Bladen County has met the goal for **Pre-K enrollment**. (Goal: 75%). 2023
- 16% of 3-8 graders are earning college-and-career-ready scores (level 4 or 5) in **reading**, compared to 30% statewide; 1,153 more needed to meet state goal of 73%. 2023
- 17% of 3-8 graders are earning college-and-career-ready scores (level 4 or 5) in **math**, compared to 35% statewide; 1,144 more needed to meet state goal of 86%. 2023
- 91% of 9th graders **graduate within four years**, compared to 87% statewide; 15 more needed to meet state goal of 95%. 2023
- 25% of students are **chronically absent from school**, compared to 32% statewide; 575 less needed to meet state goal of 11%. 2022



Bladen County has a **student-to-school counselor ratio** of 318:1 versus 325:1 in peer counties. 2022



3% of students **drop out of high school** (42 total students), compared to 2% statewide. 2022

## Degree Credentials Awarded, 2022

2,986 certificate | 2,774 associate | 2,891 bachelor's

## Postsecondary assets in Fayetteville-Lumberton Prosperity Zone sub-region

## Public, 4-year or above

Fayetteville State University, University of North Carolina at Pembroke

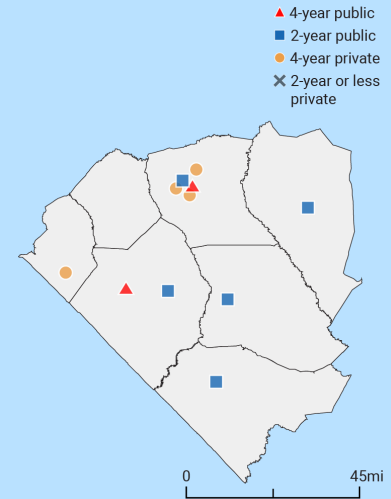
## Public, 2-year

Bladen Community College, Fayetteville Technical Community College, Robeson Community College, Sampson Community College, Southeastern Community College

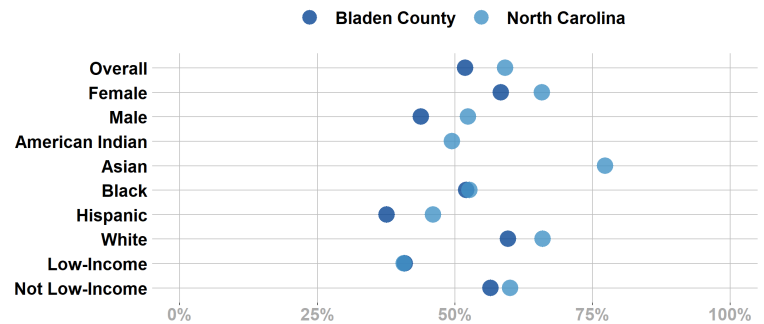
## Private not-for-profit, 4-year or above

Carolina College of Biblical Studies, Manna University, Methodist University, St. Andrews University

## Private not-for-profit, 2-year



## Postsecondary Enrollment Rates for Select Groups in Bladen County, 2022

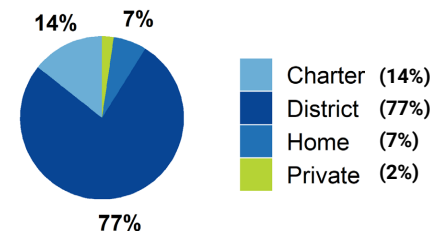


Note: Outcomes for groups with less than 10 students, <5% or >95% are not displayed.

## School Choice

4,941 total students were enrolled in K-12 in Bladen County in the 2022-23 school year.

Note: This profile focuses on outcomes of students enrolled in district schools.



## Access to Postsecondary Credits

Students in Bladen County completed 1,703 Career & Technical Education (CTE) credentials (industry-valued credential data available in Spring 2024) and 292 concentrations in 2022. The top three CTE concentrations completed include Health Science; Human Services; and Agricultural, Food, & Natural Resources.



36 high school students took at least one **AP course** (<5%) versus 7% in peer counties (2022).



277 high school students participated in **Career & College Promise programs** (44%) versus 39% in peer counties (2022).

For more information about each indicator, including data sources and methodology, visit:

[dashboard.myfuturenc.org/county-data-and-resources/](https://dashboard.myfuturenc.org/county-data-and-resources/)