

# Brunswick County

myFutureNC 2024 Attainment Profiles



Wilmington  
Prosperity Zone Sub-Region  
Peer County Type: Rural - Metro  
Local Education Agencies: 1 (2023)  
Charter Schools: 2 (2023)

2030 Proposed Brunswick County Attainment Goal: 22,373 (Stretch Goal: 22,613)

2030 State Attainment Goal: 2 million

## Population Spotlight

2020 Census: 136,694  
2022 Estimate: 153,064  
Change: 16,370

## Growth Rate

12.0% vs. 2.5%  
County State



\$73,536  
Median Household Income (2022)  
State: \$67,516



84%  
Home Owners (2022)  
State: 67%



13.5%  
Child Poverty Rate (2022)  
State: 17.2%



12.4%  
Opportunity Youth Rate (2022)  
State: 10.9%



80%  
Households with Broadband (2022)  
State: 77%



4.7%  
Unemployment Rate (2022)  
State: 3.7%

## Educational Attainment

Brunswick County residents ages 25-44, 2022

Less than high school High school graduate (including GED) Some college, no credential Short-term credential Associate degree Bachelor's degree Graduate or professional degree

No Degree  
13,251  
51.7%

Have Degree or Credential  
12,365  
48.3%



Note: Numbers may not add up to 100% due to rounding

## Top Opportunities for Growth

These three areas represent the biggest opportunities for Brunswick County to improve future attainment outcomes.



### NC Pre-K Enrollment

52% of Brunswick County eligible 4-year-olds are enrolled in NC Pre-K, below the rural - metro county average of 59%.



### Chronic Absenteeism

32% of Brunswick County students are chronically absent from school, above the rural - metro county average of 29%.



### High School Graduation

84% of Brunswick County 9th graders complete high school in 4 years or less, below the rural - metro county average of 85%.

## Promising Attainment Practices

The new **Promising Attainment Practices Database** is a curated, searchable, and filterable collection of about 250 county, region, and state-level initiatives and programs that directly address various components of the state's attainment challenge. The Database allows local and regional initiative leaders and other stakeholders to identify groups across the state who are developing or operating initiatives designed to boost attainment.

Follow link to discover how Brunswick County has been meeting local needs:

[https://dashboard.myfuturenc.org/promising-attainment-practices/?wdt\\_search=Brunswick](https://dashboard.myfuturenc.org/promising-attainment-practices/?wdt_search=Brunswick)

LABOR MARKET ALIGNMENT

## In Wilmington Prosperity Zone Sub-Region:

83.8%

of postsecondary degrees and credentials conferred by regional institutions are aligned with labor market needs.

### Top areas of misalignment:

Health Science below bachelor's  
Transportation, Distribution & Logistics below bachelor's  
Business Management & Administration bachelor's



273 Individuals served in an ApprenticeshipNC program in 2020

### UNC and NC Community College Outcomes:

5,768 graduates in 2020

66% of 2016 graduates were employed in NC in 2021

\$44,807 annual average earnings of graduates employed in NC (includes both part-time and full-time jobs)

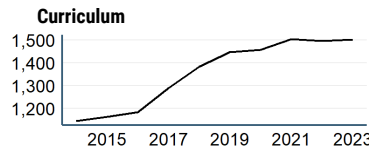


50% of adults (ages 25-44) in Brunswick County earned a family sustaining wage, 2022

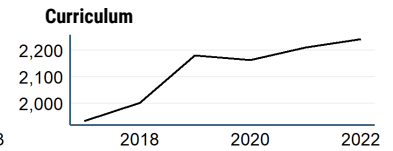
### Brunswick County is served by:

Cape Fear Workforce Development Board  
Cape Fear Council of Governments

## UNC System College Enrollment



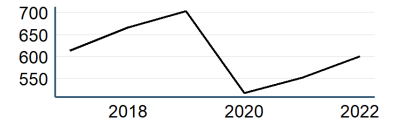
## NC Community College Enrollment



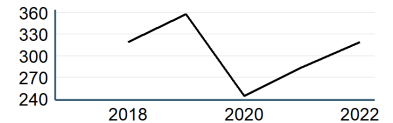
## Top 3 Five-Star Jobs in Wilmington Prosperity Zone Sub-Region

| Job Title           | Annual Growth |
|---------------------|---------------|
| Nurse Practitioners | 4%            |
| Data Scientists     | 4%            |
| Web Developers      | 4%            |

## First-time Curriculum Enrollments



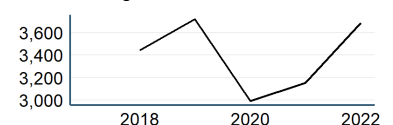
## Basic Skills



## Top 3 Employers in Brunswick County

| Employer                            | Employment Range |
|-------------------------------------|------------------|
| Brunswick County Board Of Education | 1000+            |
| County Of Brunswick                 | 1000+            |
| Wal-Mart Associates Inc.            | 500-999          |

## Continuing Education



### Adult Learners

#### Brunswick County resident enrollments in NC Community Colleges, Fall 2022

- 319 Basic Skills
- 3,686 Continuing Education
- 2,242 Curriculum

11% of Brunswick County residents have **student loan debt**; 7% of debt holders had **student loans in default**. 2022

### Success of Brunswick County High School Graduates

- 78% of students who enroll **persist to their second year** versus 79% in peer counties. 2022
- 54% of students who enroll **earn a degree or certificate** within 6 years versus 56% in peer counties. 2022

### Top destinations of all college-goers, Fall 2023

- 2,686 of all college-goers attended **Brunswick CC**
- 1,229 of all college-goers attended **Cape Fear CC**
- 115 of all college-goers attended **Southeastern CC**

59% of seniors **completed the FAFSA** in 2023, compared to 62% statewide; 186 more need to complete in 2023 to meet state goal of 80%. 2023

68% of graduates reported **intentions to enroll** in a postsecondary institution versus 68% in peer counties. 2022

53% of graduates **enrolled in a postsecondary institution** within 12 months versus 51% in peer counties. 2022

45% of Brunswick County students have **parents with no college degree** (either 2- or 4-year) versus 55% in peer counties.

### How students in Brunswick County traditional schools are doing:

- 52% of eligible 4-year-olds **enrolled in NC Pre-K program**, compared to 53% statewide; 100 more needed to meet state goal of 75%. 2023
- 30% of 3-8 graders are earning college-and-career-ready scores (level 4 or 5) in **reading**, compared to 30% statewide; 3,245 more needed to meet state goal of 73%. 2023
- 37% of 3-8 graders are earning college-and-career-ready scores (level 4 or 5) in **math**, compared to 35% statewide; 2,808 more needed to meet state goal of 86%. 2023
- 84% of 9th graders **graduate within four years**, compared to 87% statewide; 129 more needed to meet state goal of 95%. 2023
- 32% of students are **chronically absent from school**, compared to 27% statewide; 2,853 less needed to meet state goal of 11%. 2023

Brunswick County has a **student-to-school counselor ratio** of 364:1 versus 362:1 in peer counties. 2023

2% of students **drop out of high school** (80 total students), compared to 2% statewide. 2023

### Degree Credentials Awarded, 2022

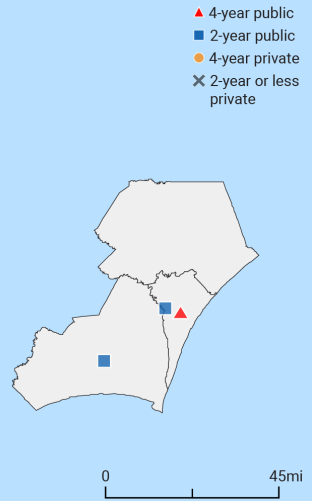
911 certificate | 1,617 associate | 3,674 bachelor's

### Postsecondary assets in Wilmington Prosperity Zone sub-region

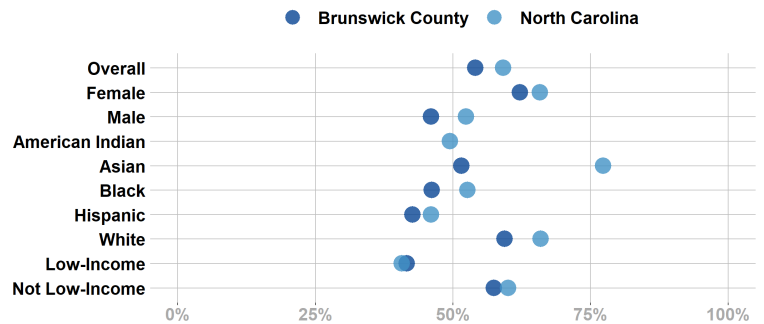
**Public, 4-year or above**  
University of North Carolina Wilmington

**Public, 2-year**  
Brunswick Community College, Cape Fear Community College

**Private not-for-profit, 4-year or above**  
**Private not-for-profit, 2-year**



### Postsecondary Enrollment Rates for Select Groups in Brunswick County, 2022

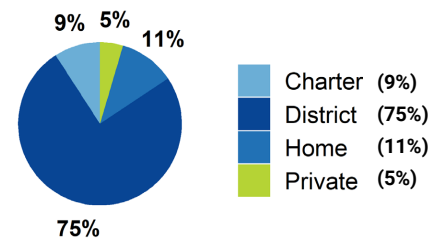


Note: Outcomes for groups with less than 10 students, <5% or >95% are not displayed.

### School Choice

17,001 total students were enrolled in K-12 in Brunswick County in the 2022-23 school year.

Note: This profile focuses on outcomes of students enrolled in district schools.



### Access to Postsecondary Credits

Students in Brunswick County completed **4,585 Career & Technical Education (CTE) credentials (350 (8%) were industry-valued credentials) and 475 concentrations** in 2023. The top three CTE concentrations completed include Human Services; Agricultural, Food, & Natural Resources; and Health Science.

395 high school students took at least one **AP test (10%)** versus 8% in peer counties (2023).

358 high school students participated in **Career & College Promise programs (36%)** versus 43% in peer counties (2023).

For more information about each indicator, including data sources and methodology, visit:

[dashboard.myfuturenc.org/county-data-and-resources/](https://dashboard.myfuturenc.org/county-data-and-resources/)