

Chowan County

myFutureNC 2025 Attainment Profiles



Elizabeth City
Prosperity Zone Sub-Region
Peer County Type: Rural - Non-Metro

Educational Attainment

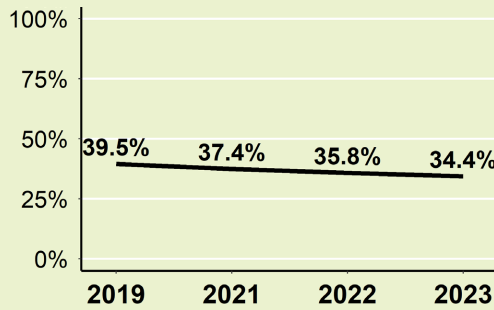
Chowan County residents ages 25-44, 2023

Have Degree or Credential
1,088
34.4%

No Degree
2,079
65.6%

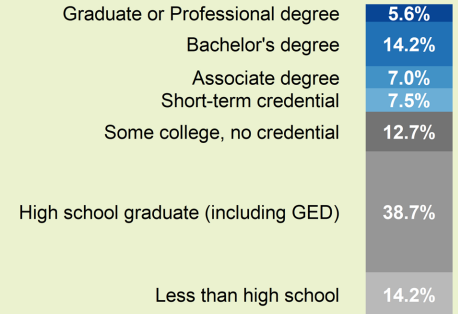
Residents Ages 25-44
3,167

Educational Attainment Trend



Note: 2020 data not shown due to inconsistency

Educational Level Breakdown, 2023



Note: Numbers may not add up to 100% due to rounding

2030 Proposed Chowan County Attainment Goal: 1,876 (Stretch Goal: 1,905)

2030 State Attainment Goal: 2 million

Population Spotlight

2020 Census: 13,707
2023 Estimate: 13,891
Change: 184

Growth Rate

1.3% County vs. 3.8% State

Race/Ethnicity

Amer. Indian 0.1%
Asian/Pac. Isl. 0.1%
Black 32.9%
Hispanic 3.9%
Multiracial 2.9%
White 60%

\$60,808
Median Household Income (2023)
State: \$70,838

69.7%
Home Owners (2023)
State: 66.3%

59.8%
Households with Broadband (2023)
State: 77.1%

37.9%
Child Poverty Rate (2023)
State: 17.6%

8.5%
Single Parent Households (2023)
State: 7.1%

1.8%
Foreign Born (2023)
State: 9.2%

Top Opportunities for Growth



Family Sustaining Wage

39% of Chowan County adults 25-44 earn a family sustaining wage, below the rural - non-metro county average of 40%.

In Elizabeth City Prosperity Zone Sub-Region:

70.4%

of postsecondary degrees and credentials conferred by regional institutions are aligned with labor market needs.

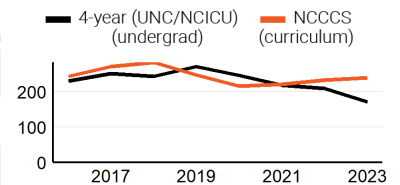
Top Misalignments Job Openings vs. Degrees/Credentials

- Education & Training Jobs < Creds
- Transportation, Distribution & Logistics Jobs > Creds
- Health Science Jobs > Creds

Top 3 Five-Star Jobs in Elizabeth City Prosperity Zone Sub-Region

Job Title	Annual Growth
Nurse Practitioners	3.80%
Medical and Health Services Managers	2.77%
Logisticians	2.54%

Postsecondary Enrollment for Chowan County Residents



1 Individuals served in an ApprenticeshipNC program in 2023

UNC and NC Community College Outcomes:

632 graduates in 2020
61.5% of 2016 graduates were employed in NC in 2021
\$33,554 annual average earnings of graduates employed in NC (includes both part-time and full-time jobs), 2021

39.3% of adults (ages 25-44) in Chowan County earned a **family sustaining wage**. Peer: 40.5% | State: 57.6%, 2023

9.8% of youth (ages 16-24) in Chowan County were **Opportunity Youth**. Peer: 14.5% | State: 10.9%, 2022

84.7% of adults (ages 25-44) in Chowan County **participated in the labor force**. Peer: 78.3% | State: 84.2%, 2023

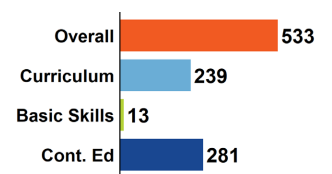
Top 3 Employers in Chowan County

Employer	Employment Range
Meherrin Agricultural & Chem County Inc	250-499
Pitt County Memorial Hospital	250-499
Colony Tire Corporation	250-499

Top 3 industries in Chowan County

Industry	Jobs Percent
Health Care and Social Assistance	899 17.7%
Retail Trade	652 12.8%
Manufacturing	574 11.3%

Chowan County residents enrolled in NCCCS, Fall 2023



Chowan County is served by:

- Northeastern Workforce Development Board
- Albemarle Commission

LABOR MARKET ALIGNMENT

POSTSECONDARY COMPLETION

Top Opportunities for Growth



Postsecondary Completion

51% of Chowan County high school graduates who enroll in postsecondary education earn a degree or credential within 6 years, below the rural - non-metro county average of 56%.

Degree Credentials Awarded in PZ Sub-Region, 2023

285 certificate | 367 associate | 397 bachelor's

Adult Learners

Chowan County Residents Aged 25+ enrolled in NC Community Colleges, Fall 2023

- 7 Basic Skills
- 259 Continuing Education
- 48 Curriculum

12.7% of residents (aged 25-44) have some college but no degree. Peer: 15.9% | State: 11.7%, 2023



13.9% of Chowan County residents have student loan debt; 0.0% of debt holders had student loans in default. 2024

Success of Chowan County High School Graduates

80.4% of students who enroll persist to their second year.

Peer: 79.6% | State: 83.8%, 2023

87.0% UNC | 70.8% NCCCS | NA NCICU

51.4% of students who enroll earn a degree or certificate within 6 years. Peer: 55.5% | State: 60.0%, 2023

18.9% UNC | 20.3% NCCCS | 9.5% NCICU

Top destinations of all college-goers, 2023

- 408 of all college-goers attended College of The Albemarle
- 52 of all college-goers attended East Carolina University
- 52 of all college-goers attended Pitt CC

COLLEGE & CAREER ACCESS

Top Opportunities for Growth

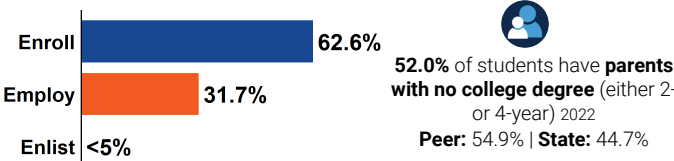


Postsecondary Enrollment

52% of Chowan County seniors enroll in postsecondary education within 12 months of graduation, below the state average of 59%.

60.5% of 2024 high school class completed the FAFSA as of Sept. 27, 2024. 25 more need to complete in 2024 to meet state goal of 80%. Peer: 54.0% | State: 55.0%

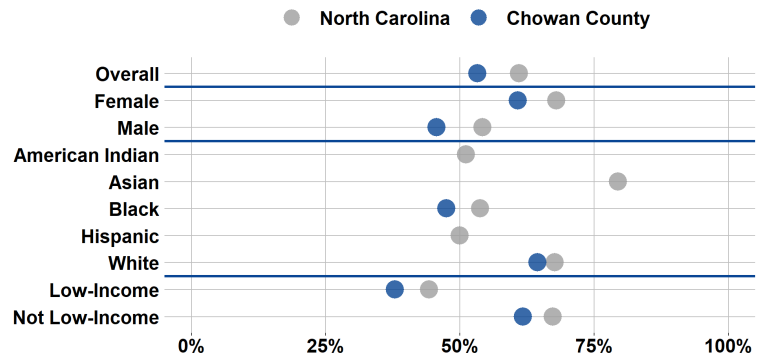
Post High School Graduation Intentions



89.7% of 9th graders graduated within four years. 8 more needed to meet state goal of 95%. Peer: 85.7% | State: 87.3% 2024

51.5% of graduates enrolled in a postsecondary institution within 12 months. Peer: 52.6% | State: 59.3% 2023

Postsecondary Enrollment Rates for Select Groups in Chowan County, 2023



Note: Outcomes for groups with less than 10 students, <5% or >95% are not displayed.

ACADEMIC READINESS

Top Opportunities for Growth



Earning College Credit in High School

29% of Chowan County graduates participated in Career & College Promise programs, below the rural - non-metro county average of 51%. Also, 6% of high school students took at least one AP exam, below the peer county average of 10%.

Chowan County has met the goal for Pre-K enrollment. (Goal: 75%). Peer: 71.0% | State: 57.2% 2024

Note: Enrollment numbers only include students served by the NC Pre-K Program and may not represent all Pre-K offerings available.

Chowan County Traditional Public Schools students:

19.5% of 3-8 graders earned college-and-career-ready scores in reading in 2024. 399 more needed to meet state goal of 73%. Peer: 24.5% | State: 29.8%

28.6% of 3-8 graders earned college-and-career-ready scores in math in 2024. 428 more needed to meet state goal of 86%. Peer: 30.3% | State: 36.5%

28.0% of students were chronically absent from school in 2023. 321 fewer needed to meet state goal of 11%. Peer: 29.3% | State: 27.5%


Chowan County has a student-to-school counselor ratio of 285:1 compared to 332:1 in peer counties. 2024

1.8% of students drop out of high school (11 total students), compared to 2.1% statewide. 2023

School & Student Overview (2024 school year)

Traditional Public School District(s): 1
Traditional Public School(s): 4
Charter School(s): 0
Private School(s): 2
Home School(s): 102

1,936 total K-12 students enrolled in schools.



Pathways to College and Career

Students in traditional public schools completed 873 Career & Technical Education (CTE) credentials and 123 concentrations. 88 (10.1%) of credentials were industry-valued in 2023. The top three CTE concentrations: Health Science; Agricultural, Food, & Natural Resources; and Human Services.

32 (5.8%) high school students took at least one AP, IB, or CIE exam. State: 16.8% (2023).

36 (29.3%) high school graduates participated in Career & College Promise programs. State: 35.5% (2023).

For more information about each indicator, including data sources and methodology, visit:

dashboard.myfuturenc.org/county-data-and-resources/