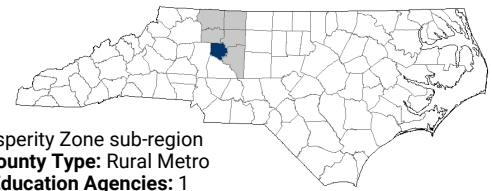


Davie County

NC goal: 2 million by 2030
2020 County Attainment Profile



Updated: Aug 12 2020

INTRODUCTION

From birth to career, there are many opportunities to develop strategies and interventions to increase attainment and improve workforce alignment. Below are some key areas and indicators that highlight where interventions may be possible to improve overall educational attainment outcomes.

COUNTY OVERVIEW

Davie County is in the **Winston-Salem Prosperity Zone** sub-region. It's one of 28 rural metro counties in NC.

Overall, 7% of 25-44-year-olds in Davie County have earned a master's degree or higher as their highest degree; 15% have a bachelor's degree; 11% have an associate degree; 26% have some college, no degree; 27% have a high school diploma; and 13% have less than a high school diploma.

2018 Population	42,976
2030 Population	49,615
K-12 Students (2019)	
Traditional Schools	6,100
Charter/Private/Home	860
Median Household Income	\$60,801
Child Poverty Rate	16%
Households with Broadband	81%

Building the Foundation: Pre-K to 8

High-quality early learning and strong academic progress in early years helps prepare children for future success.



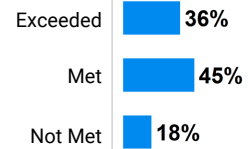
Davie County has 11 public schools with performance grades. Of these schools, none were classified as low performing in 2019.

How students in Davie County traditional public schools are currently doing:

To meet state goals, Davie County needs:

- **Davie County has met the goal for eligible 4-year-olds** enrolled in NC Pre-K program (goal: 75% vs. 96%).
- **680 more 3-8 graders** earning college-and-career-ready scores (level 4 or 5) in reading (goal: 73% vs. 49%).
- **1,091 more 3-8 graders** earning college-and-career-ready scores (level 4 or 5) in math (goal: 86% vs. 48%).

Percent of Davie County schools by academic growth status, 2019



Ready for College & Career

High school completion is a crucial step on the pathway to postsecondary success or the beginnings of a career. Activities that prepare students to navigate the transition to postsecondary include gaining experience in college-level coursework and applying for financial assistance.



Davie County has 11 public schools with performance grades. Of these schools, none were classified as low performing in 2019.

To meet state goals, Davie County needs:

- **45 more 9th graders** to graduate within four years (goal: 95% vs. 86%).
- **81 more seniors** to complete the FAFSA (goal: 80% vs. 60%).
- **20 more students** to attend school regularly (goal: 11% chronic absenteeism vs. 11%).



344 students took at least one AP course (18%) versus 10% of peer counties.



260 students participated in Career & College Promise programs (14%) versus 18% of peer counties.

Students in Davie County completed **210 Career & Technical Education concentrations** in 2019. The top three CTE concentrations completed include Health Science; Architecture and Construction; and Agricultural, Food, & Natural Resources.

Postsecondary Access and Success

These metrics capture student progression and educational attainment from high school graduation to postsecondary completion. They indicate relative strengths and weaknesses of Davie County at each stage of the postsecondary pipeline.



Davie County has a student-to-school counselor ratio of 407:1.

Among Davie County high school graduates:

- **63% of graduates** enroll in a postsecondary institution within 12 months versus 57% of peer counties.
- **76% of students** who enroll persist to their second year versus 73% of peer counties.
- **62% of students** who enroll earn a degree or credential within 6 years versus 50% of peer counties.

In your Prosperity Zone sub-region, 2018-19:

974	individuals served in an ApprenticeshipNC program.
4,264	Basic Skills enrollments at NC community colleges.
24,064	Continuing Education enrollments at NC community colleges.

Labor Market Outcomes

Lack of technical skills and lack of education are among the primary reasons why NC employers struggle to fill vacancies. These metrics capture labor market outcomes among recent graduates, the alignment between postsecondary degree production and labor market demand, and future job demands.



5.1% of teens ages 16-19 are not working and not in school versus 9.4% of peer counties.

In your Prosperity Zone sub-region:

Public postsecondary institutions graduate **3,894 students per year**. After 5 years, 75% of 2013 graduates were employed in NC, earning an annual average wage of \$40,459.

81% of postsecondary degrees and credentials conferred by regional institutions are aligned with labor market needs. The top gaps are: **Finance** (bachelor's); **Business Management & Administration** (bachelor's); and **Marketing** (bachelor's).

There are **324,711 job openings** projected between 2017-2026. The top 3 in demand jobs with median wages of \$50,000 or more are: 1) **Registered Nurses**; 2) **General and Operations Managers**; 3) **Sales Representatives, Wholesale and Manufacturing, Except Technical and Scientific Products**.

Opportunities for Growth

Compared to rural metro counties and the state, these three areas represent the biggest opportunities for Davie County to improve future attainment outcomes.



CCP Enrollment

14% of Davie County high school students participated in the Career & College Promise program programs, below the rural metro county average of 18%.



School Counselors

Davie County has a student-to-school counselor ratio of 407:1, above the rural metro county average of 378:1.



Adult Learners

26% of Davie County adults 25-44 have some college, no degree, above the rural metro county average of 25%.

Largest postsecondary institutions in your Prosperity Zone sub-region		
Institution Name	Undergraduate Enrollments 2017-18	Graduate or Transfer in 8 Years
Total Enrollments	33,211	58%
Forsyth Technical Community College	11,306	32%
Winston-Salem State University	5,408	82%
Wake Forest University	5,244	98%
Davidson County Community College	5,013	61%
Surry Community College	4,040	58%
University of North Carolina School of the Arts	889	85%
Salem College	869	81%
Piedmont International University	394	44%
Carolina Christian College	48	100%

Notes:

Enrollments reflect degree- or credential-seeking undergraduate enrollments. The graduate or transfer rate is drawn from IPEDS and represents the share of students who either graduate with a degree or credential from the institution or transfer to another institution within 8 years. The 8-year outcome is the only measure that includes information on transfer out. Detailed data guidance is provided at <http://go.unc.edu/countydata>

Local Cross-Sector Promising Practice: IgniteDavie

IgniteDavie is a college promise program that provides place-based last dollar scholarships to attend Davidson County Community College for residents of Davie County. The program is funded by community partners, including Davie County.




We identified this example of an emerging cross-sector promising practice in partnership with local leaders. If you have additional examples you'd like to share with myFutureNC, please respond to this [short survey](#).

For more information about each indicator, including data sources and methodology, visit:

dashboard.myfuturenc.org/county-data-and-resources/




ABOUT CAROLINA DEMOGRAPHY

Located within the Carolina Population Center at UNC-Chapel Hill, we use data and other available research to help you put a face or a story on the population-level changes facing your community. Our analysts provide a full array of demographic data and research services to inform decision making, evaluation, and policy across North Carolina, where we serve organizations and people in all 100 counties.

-  ncdemography.org
-  demography@unc.edu
-  [@ncdemography](https://twitter.com/ncdemography)

ABOUT MYFUTURENC

MyFutureNC is a statewide nonprofit organization focused on educational attainment and is the result of cross-sector collaboration between North Carolina leaders in education, business, and government. Our mission is to prepare North Carolina for the future by empowering individuals, strengthening communities, and ensuring our economic viability in a global economy.

-  myfuturenc.org
-  facebook.com/myfuturenc
-  [@myFutureNC](https://twitter.com/myFutureNC)