

# Duplin County

myFutureNC 2024 Attainment Profiles



■ Goldsboro-Kinston Prosperity Zone Sub-Region  
**Peer County Type:** Rural - Non-Metro  
**Local Education Agencies:** 1 (2023)  
**Charter Schools:** 0 (2023)

**2030 Proposed Duplin County Attainment Goal: 6,107 (Stretch Goal: 6,268)**

**2030 State Attainment Goal: 2 million**

## Population Spotlight

2020 Census: 48,705  
 2022 Estimate: 48,990  
 Change: 285

## Growth Rate

**0.6%** County vs. **2.5%** State

**\$51,270**  
 Median Household Income (2022)  
 State: \$67,516

**69%**  
 Home Owners (2022)  
 State: 67%

**31.2%**  
 Child Poverty Rate (2022)  
 State: 17.2%

**18.2%**  
 Opportunity Youth Rate (2022)  
 State: 10.9%

**54%**  
 Households with Broadband (2022)  
 State: 77%

**3.7%**  
 Unemployment Rate (2022)  
 State: 3.7%

## Educational Attainment

Duplin County residents ages 25-44, 2022

■ Less than high school ■ High school graduate (including GED) ■ Some college, no credential ■ Short-term credential ■ Associate degree ■ Bachelor's degree ■ Graduate or professional degree

**No Degree**  
**6,868**  
 62.7%

**Have Degree or Credential**  
**4,083**  
 37.3%



Note: Numbers may not add up to 100% due to rounding

## Top Opportunities for Growth

These three areas represent the biggest opportunities for Duplin County to improve future attainment outcomes.



### Math Performance

18% of Duplin County 3-8 graders earn college- and career-ready scores in Math, below the rural - non-metro county average of 29%.



### Reading Performance

17% of Duplin County 3-8 graders earn college- and career-ready scores in Reading, below the rural - non-metro county average of 25%.



### School Counselors

Duplin County has a student-to-school counselor ratio of 396:1, above the rural - non-metro county average of 325:1.

## Promising Attainment Practices

The new **Promising Attainment Practices Database** is a curated, searchable, and filterable collection of about 250 county, region, and state-level initiatives and programs that directly address various components of the state's attainment challenge. The Database allows local and regional initiative leaders and other stakeholders to identify groups across the state who are developing or operating initiatives designed to boost attainment.

Follow link to discover how Duplin County has been meeting local needs:

[https://dashboard.myfuturenc.org/promising-attainment-practices/?wdt\\_search=Duplin](https://dashboard.myfuturenc.org/promising-attainment-practices/?wdt_search=Duplin)

LABOR MARKET ALIGNMENT

## In Goldsboro-Kinston Prosperity Zone Sub-Region:

**72.6%**

of postsecondary degrees and credentials conferred by regional institutions are aligned with labor market needs.

### Top areas of misalignment:

**Health Science** below bachelor's and bachelor's  
**Business Management & Administration** bachelor's  
**Transportation, Distribution & Logistics** below bachelor's

**117** Individuals served in an ApprenticeshipNC program in 2020

### UNC and NC Community College Outcomes:

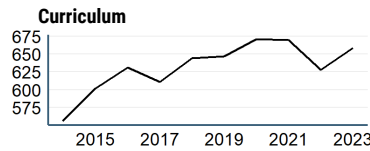
**1,646** graduates in 2020  
**75%** of 2016 graduates were employed in NC in 2021  
**\$38,627** annual average earnings of graduates employed in NC (includes both part-time and full-time jobs)

**33%** of adults (ages 25-44) in Duplin County earned a family sustaining wage, 2022

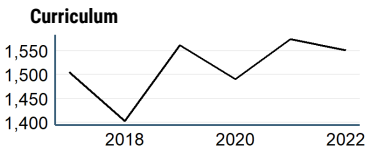
### Duplin County is served by:

Eastern Carolina Workforce Development Board  
 Eastern Carolina Council of Governments

## UNC System College Enrollment



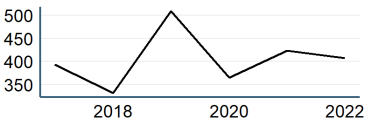
## NC Community College Enrollment



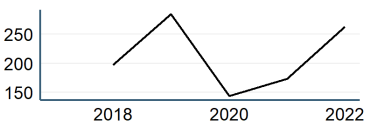
## Top 3 Five-Star Jobs in Goldsboro-Kinston Prosperity Zone Sub-Region

Job Title	Annual Growth
Nurse Practitioners	4%
Logisticians	3%
Medical and Health Services Managers	2%

## First-time Curriculum Enrollments



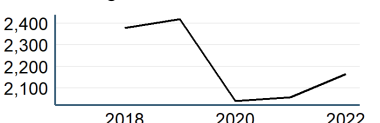
## Basic Skills



## Top 3 Employers in Duplin County

Employer	Employment Range
Butterball Llc	1000+
Duplin County Schools	1000+
Smithfield Foods Inc	1000+

## Continuing Education



### Adult Learners

**Goldsboro-Kinston Sub-Prosperity Zone post-secondary enrollments in NC Community Colleges, Fall 2022**

- 609 Basic Skills
- 5,531 Continuing Education
- 1,439 Curriculum

11% of Duplin County residents have **student loan debt**; 11% of debt holders had **student loans in default**. 2022

### Success of Duplin County High School Graduates

- 77% of students who enroll **persist to their second year** versus 78% in peer counties. 2022
- 54% of students who enroll **earn a degree or certificate** within 6 years versus 55% in peer counties. 2022

### Top destinations of all college-goers, Fall 2023

- 1,923 of all college-goers attended **James Sprunt CC**
- 225 of all college-goers attended **Cape Fear CC**
- 193 of all college-goers attended **Sampson CC**

61% of seniors **completed the FAFSA** in 2023, compared to 62% statewide; 111 more need to complete in 2023 to meet state goal of 80%. 2023

66% of graduates reported **intentions to enroll** in a postsecondary institution versus 68% in peer counties. 2022

53% of graduates **enrolled in a postsecondary institution** within 12 months versus 52% in peer counties. 2022

66% of Duplin County students have **parents with no college degree** (either 2- or 4-year) versus 55% in peer counties.

### How students in Duplin County traditional schools are doing:

- Duplin County has met the goal for **Pre-K enrollment**. (Goal: 75%). 2023
- 17% of 3-8 graders are earning college-and-career-ready scores (level 4 or 5) in **reading**, compared to 30% statewide; 3,066 more needed to meet state goal of 73%. 2023
- 18% of 3-8 graders are earning college-and-career-ready scores (level 4 or 5) in **math**, compared to 35% statewide; 3,029 more needed to meet state goal of 86%. 2023
- 82% of 9th graders **graduate within four years**, compared to 87% statewide; 100 more needed to meet state goal of 95%. 2023
- 25% of students are **chronically absent from school**, compared to 27% statewide; 1,414 less needed to meet state goal of 11%. 2023

Duplin County has a **student-to-school counselor ratio** of 396:1 versus 325:1 in peer counties. 2023

3% of students **drop out of high school** (97 total students), compared to 2% statewide. 2023

### Degree Credentials Awarded, 2022

1,805 certificate | 1,140 associate | 506 bachelor's

### Postsecondary assets in Goldsboro-Kinston Prosperity Zone sub-region

**Public, 4-year or above**

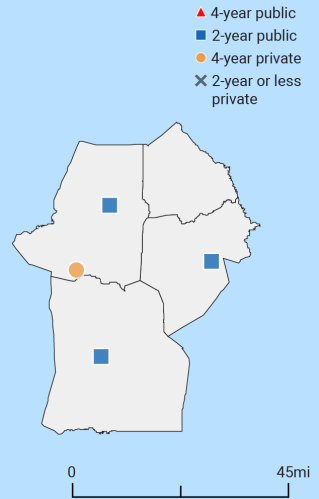
**Public, 2-year**

James Sprunt Community College, Lenoir Community College, Wayne Community College

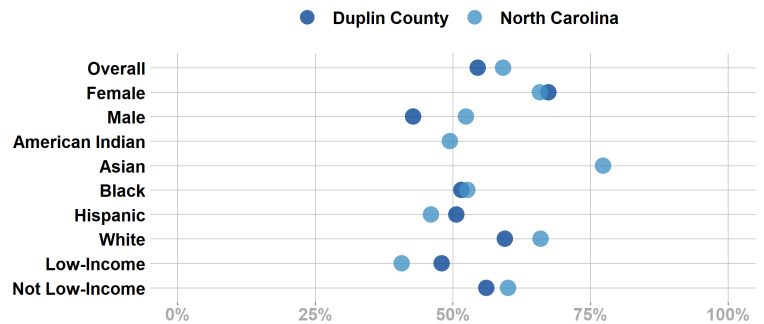
**Private not-for-profit, 4-year or above**

University of Mount Olive

**Private not-for-profit, 2-year**



### Postsecondary Enrollment Rates for Select Groups in Duplin County, 2022

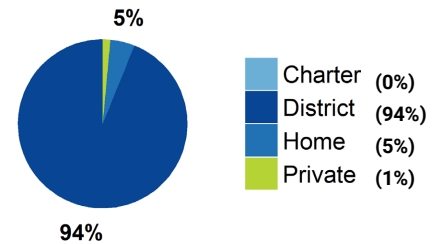


Note: Outcomes for groups with less than 10 students, <5% or >95% are not displayed.

### School Choice

10,158 total students were enrolled in K-12 in Duplin County in the 2022-23 school year.

Note: This profile focuses on outcomes of students enrolled in district schools.



### Access to Postsecondary Credits

Students in Duplin County completed 3,651 Career & Technical Education (CTE) credentials (662 (18%) were industry-valued credentials) and 644 concentrations in 2023. The top three CTE concentrations completed include Human Services; Health Science; and Agricultural, Food, & Natural Resources.

107 high school students took at least one **AP test** (<5%) versus 8% in peer counties (2023).

300 high school students participated in **Career & College Promise programs** (47%) versus 51% in peer counties (2023).

For more information about each indicator, including data sources and methodology, visit:

[dashboard.myfuturenc.org/county-data-and-resources/](https://dashboard.myfuturenc.org/county-data-and-resources/)