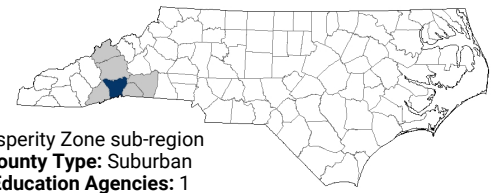


Henderson County

NC goal: 2 million by 2030
2020 County Attainment Profile



Updated: Aug 12 2020

INTRODUCTION

From birth to career, there are many opportunities to develop strategies and interventions to increase attainment and improve workforce alignment. Below are some key areas and indicators that highlight where interventions may be possible to improve overall educational attainment outcomes.

Building the Foundation: Pre-K to 8

High-quality early learning and strong academic progress in early years helps prepare children for future success.



Henderson County has 22 public schools with performance grades. Of these schools, none were classified as low performing in 2019.

COUNTY OVERVIEW

Henderson County is in the **Asheville** Prosperity Zone sub-region. It's one of 16 suburban counties in NC.

Overall, 8% of 25-44-year-olds in Henderson County have earned a master's degree or higher as their highest degree; 21% have a bachelor's degree; 11% have an associate degree; 27% have some college, no degree; 22% have a high school diploma; and 10% have less than a high school diploma.

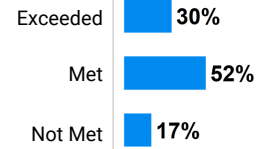
2018 Population	116,857
2030 Population	132,035
K-12 Students (2019)	
Traditional Schools	13,151
Charter/Private/Home	3,899
Median Household Income	\$54,012
Child Poverty Rate	16%
Households with Broadband	80%

How students in Henderson County traditional public schools are currently doing:

To meet state goals, Henderson County needs:

- **213 more eligible 4-year-olds** enrolled in NC Pre-K program (goal: 75% vs. 35%).
- **1,272 more 3-8 graders** earning college-and-career-ready scores (level 4 or 5) in reading (goal: 73% vs. 52%).
- **2,376 more 3-8 graders** earning college-and-career-ready scores (level 4 or 5) in math (goal: 86% vs. 48%).

Percent of Henderson County schools by academic growth status, 2019



Ready for College & Career

High school completion is a crucial step on the pathway to postsecondary success or the beginnings of a career. Activities that prepare students to navigate the transition to postsecondary include gaining experience in college-level coursework and applying for financial assistance.

To meet state goals, Henderson County needs:

- **34 more 9th graders** to graduate within four years (goal: 95% vs. 92%).
- **250 more seniors** to complete the FAFSA (goal: 80% vs. 52%).
- **49 more students** to attend school regularly (goal: 11% chronic absenteeism vs. 11%).



637 students took at least one AP course (16%) versus 17% of peer counties.



520 students participated in Career & College Promise programs (13%) versus 12% of peer counties.

Students in Henderson County completed **527 Career & Technical Education concentrations** in 2019. The top three CTE concentrations completed include Hospitality & Tourism; Agricultural, Food, & Natural Resources; and Architecture and Construction.

Postsecondary Access and Success

These metrics capture student progression and educational attainment from high school graduation to postsecondary completion. They indicate relative strengths and weaknesses of Henderson County at each stage of the postsecondary pipeline.



Henderson County has a student-to-school counselor ratio of 424:1.

Among Henderson County high school graduates:

- **58% of graduates** enroll in a postsecondary institution within 12 months versus 62% of peer counties.
- **77% of students** who enroll persist to their second year versus 78% of peer counties.
- **56% of students** who enroll earn a degree or credential within 6 years versus 54% of peer counties.

In your Prosperity Zone sub-region, 2018-19:

553	individuals served in an ApprenticeshipNC program.
3,207	Basic Skills enrollments at NC community colleges.
22,514	Continuing Education enrollments at NC community colleges.

Labor Market Outcomes

Lack of technical skills and lack of education are among the primary reasons why NC employers struggle to fill vacancies. These metrics capture labor market outcomes among recent graduates, the alignment between postsecondary degree production and labor market demand, and future job demands.



6.8% of teens ages 16-19 are not working and not in school versus 6.8% of peer counties.

In your Prosperity Zone sub-region:

Public postsecondary institutions graduate **2,836 students per year**. After 5 years, 69% of 2013 graduates were employed in NC, earning an annual average wage of \$33,116.

71% of postsecondary degrees and credentials conferred by regional institutions are aligned with labor market needs. The top gaps are: **Health Science** (all levels); **Transportation, Distribution & Logistics** (below bachelor's); and **Finance** (bachelor's).

There are **255,306 job openings** projected between 2017-2026. The top 3 in demand jobs with median wages of \$50,000 or more are: 1) **Registered Nurses**; 2) **General and Operations Managers**; 3) **Sales Representatives, Services, All Other**.

Opportunities for Growth

Compared to suburban counties and the state, these three areas represent the biggest opportunities for Henderson County to improve future attainment outcomes.



NC Pre-K Enrollment

35% of Henderson County eligible 4-year-olds are enrolled in NC Pre-K, below the suburban county average of 44%.



School Counselors

Henderson County has a student-to-school counselor ratio of 424:1, above the suburban county average of 363:1.



Transition to Postsecondary

58% of Henderson County seniors enroll in postsecondary within 12 months of graduation, below the suburban county average of 62%.

Largest postsecondary institutions in your Prosperity Zone sub-region

Institution Name	Undergraduate Enrollments 2017-18	Graduate or Transfer in 8 Years
Total Enrollments	23,862	65%
Asheville-Buncombe Technical Community College	10,492	53%
University of North Carolina at Asheville	4,366	89%
Blue Ridge Community College	2,812	48%
Isothermal Community College	2,662	58%
Mars Hill University	1,343	82%
Montreat College	845	71%
Brevard College	698	87%
Warren Wilson College	644	84%

Notes:

Enrollments reflect degree- or credential-seeking undergraduate enrollments. The graduate or transfer rate is drawn from IPEDS and represents the share of students who either graduate with a degree or credential from the institution or transfer to another institution within 8 years. The 8-year outcome is the only measure that includes information on transfer out. Detailed data guidance is provided at <http://go.unc.edu/countydata>

Local Cross-Sector Promising Practice: Made in Henderson County Apprenticeships

The Made in Henderson County Apprenticeship program started in 2012 as a workforce development strategy by the Henderson County Economic Development Partnership. The program is accessible to all manufacturers and now has seven participating companies. In 2019, 20 of 65 student applicants were selected. Funded by the companies served and grants from local, state and federal partners, the program is free to participants.

We identified this example of an emerging cross-sector promising practice in partnership with local leaders. If you have additional examples you'd like to share with myFutureNC, please respond to this short survey.

For more information about each indicator, including data sources and methodology, visit:

dashboard.myfuturenc.org/county-data-and-resources/

ABOUT CAROLINA DEMOGRAPHY

Located within the Carolina Population Center at UNC-Chapel Hill, we use data and other available research to help you put a face or a story on the population-level changes facing your community. Our analysts provide a full array of demographic data and research services to inform decision making, evaluation, and policy across North Carolina, where we serve organizations and people in all 100 counties.


 ncdemography.org

 demography@unc.edu

 [@ncdemography](https://twitter.com/ncdemography)

ABOUT MYFUTURENC

MyFutureNC is a statewide nonprofit organization focused on educational attainment and is the result of cross-sector collaboration between North Carolina leaders in education, business, and government. Our mission is to prepare North Carolina for the future by empowering individuals, strengthening communities, and ensuring our economic viability in a global economy.

 myfuturenc.org

 facebook.com/myfuturenc

 [@myFutureNC](https://twitter.com/myFutureNC)