

Jones County

myFutureNC 2024 Attainment Profiles



Jacksonville-New Bern
Prosperity Zone Sub-Region
Peer County Type: Rural - Metro
Local Education Agencies: 1 (2023)
Charter Schools: 0 (2023)

2030 Proposed Jones County Attainment Goal: 1,051 (Stretch Goal: 1,082)

2030 State Attainment Goal: 2 million

Population Spotlight

2020 Census: 9,173
2022 Estimate: 9,233
Change: 60

Growth Rate

0.7% County vs. **2.5%** State



\$56,079
Median Household Income (2022)
State: \$67,516



76%
Home Owners (2022)
State: 67%



16.0%
Child Poverty Rate (2022)
State: 17.2%



14.4%
Opportunity Youth Rate (2021)
State: 12.1%



54%
Households with Broadband (2022)
State: 77%



3.4%
Unemployment Rate (2022)
State: 3.7%

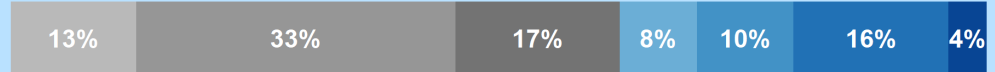
Educational Attainment

Jones County residents ages 25-44, 2022

Less than high school High school graduate (including GED) Some college, no credential Short-term credential Associate degree Bachelor's degree Graduate or professional degree

No Degree
1,196
63.1%

Have Degree or Credential
700
36.9%



Note: Numbers may not add up to 100% due to rounding

Top Opportunities for Growth

These three areas represent the biggest opportunities for Jones County to improve future attainment outcomes.



FAFSA Completion

51% of Jones County high school seniors complete the FAFSA, below the rural - metro county average of 58%.



Math Performance

27% of Jones County 3-8 graders earn college- and career-ready scores in Math, below the rural - metro county average of 30%.



Postsecondary Completion

45% of Jones County high school graduates who enroll in postsecondary earn a degree or credential within 6 years, below the state average of 59%.

Promising Attainment Practices

The new **Promising Attainment Practices Database** is a curated, searchable, and filterable collection of about 250 county, region, and state-level initiatives and programs that directly address various components of the state's attainment challenge. The Database allows local and regional initiative leaders and other stakeholders to identify groups across the state who are developing or operating initiatives designed to boost attainment.

Follow link to discover how Jones County has been meeting local needs:

https://dashboard.myfuturenc.org/promising-attainment-practices/?wdt_search=Jones

LABOR MARKET ALIGNMENT

In Jacksonville-New Bern Prosperity Zone Sub-Region:

54.5%

of postsecondary degrees and credentials conferred by regional institutions are aligned with labor market needs.

Top areas of misalignment:

Health Science below bachelor's and bachelor's
Business Management & Administration bachelor's
Education & Training bachelor's



201 Individuals served in an ApprenticeshipNC program in 2020

UNC and NC Community College Outcomes:

1,967 graduates in 2020

56% of 2016 graduates were employed in NC in 2021

\$36,955 annual average earnings of graduates employed in NC (includes both part-time and full-time jobs)

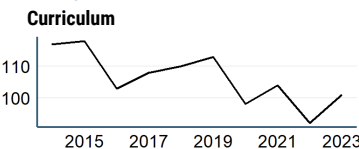


36% of adults (ages 25-44) in Jones County earned a family sustaining wage, 2022

Jones County is served by:

Eastern Carolina Workforce Development Board
Eastern Carolina Council of Governments

UNC System College Enrollment



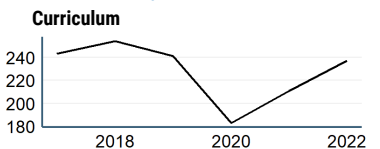
Top 3 Five-Star Jobs in Jacksonville-New Bern Prosperity Zone Sub-Region

Job Title	Annual Growth
Information Security Analysts	4%
Nurse Practitioners	4%
Web and Digital Interface Designers	3%

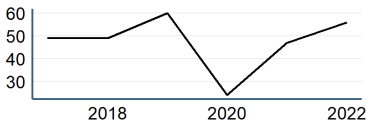
Top 3 Employers in Jones County

Employer	Employment Range
Jones County Board Of Education	100-249
Att	
County Of Jones	100-249
Carolinaeast Medical Center	50-99

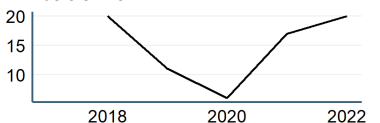
NC Community College Enrollment



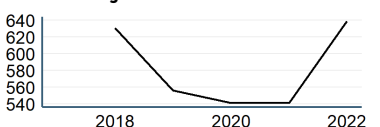
First-time Curriculum Enrollments



Basic Skills



Continuing Education



Adult Learners

Jones County resident enrollments in NC Community Colleges, Fall 2022

- 20 Basic Skills
- 639 Continuing Education
- 237 Curriculum



13% of Jones County residents have **student loan debt**; 0% of debt holders had **student loans in default**. 2022

Success of Jones County High School Graduates

- 87% of students who enroll **persist to their second year** versus 79% in peer counties. 2022
- 45% of students who enroll **earn a degree or certificate** within 6 years versus 56% in peer counties. 2022

Top destinations of all college-goers, Fall 2023

- 258 of all college-goers attended **Lenoir CC**
- 119 of all college-goers attended **Craven CC**
- 96 of all college-goers attended **Coastal Carolina CC**

- 51% of seniors **completed the FAFSA** in 2023, compared to 62% statewide; 21 more need to complete in 2023 to meet state goal of 80%. 2023
- 67% of graduates reported **intentions to enroll** in a postsecondary institution versus 68% in peer counties. 2022
- 48% of graduates **enrolled in a postsecondary institution** within 12 months versus 51% in peer counties. 2022



62% of Jones County students have **parents with no college degree** (either 2- or 4-year) versus 57% in peer counties.

How students in Jones County traditional schools are doing:

- Jones County has met the goal for **Pre-K enrollment**. (Goal: 75%). 2023
- 26% of 3-8 graders are earning college-and-career-ready scores (level 4 or 5) in **reading**, compared to 30% statewide; 277 more needed to meet state goal of 73%. 2023
- 27% of 3-8 graders are earning college-and-career-ready scores (level 4 or 5) in **math**, compared to 35% statewide; 274 more needed to meet state goal of 86%. 2023
- Jones County has met the goal for **high school graduation within four years**. (Goal: 95%). 2023
- 31% of students are **chronically absent from school**, compared to 32% statewide; 209 less needed to meet state goal of 11%. 2022



Jones County has a **student-to-school counselor ratio** of 244:1 versus 362:1 in peer counties. 2022



5% of students **drop out of high school** (15 total students), compared to 2% statewide. 2022

Degree Credentials Awarded, 2022

1,614 certificate | 1,560 associate | 23 bachelor's

Postsecondary assets in Jacksonville-New Bern Prosperity Zone sub-region

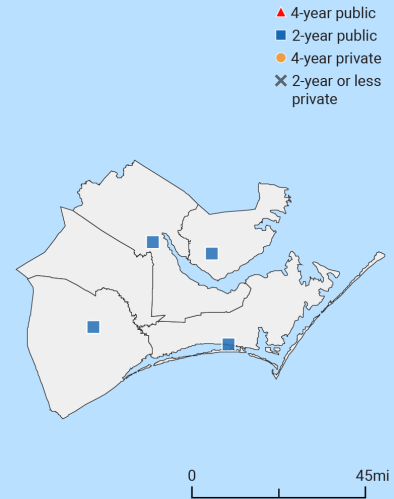
Public, 4-year or above

Public, 2-year

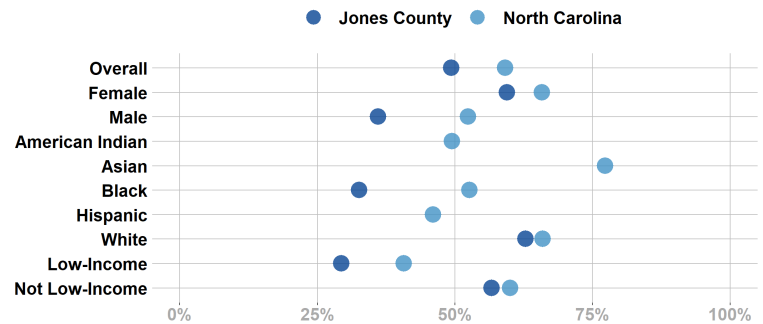
Carteret Community College, Coastal Carolina Community College, Craven Community College, Pamlico Community College

Private not-for-profit, 4-year or above

Private not-for-profit, 2-year



Postsecondary Enrollment Rates for Select Groups in Jones County, 2022

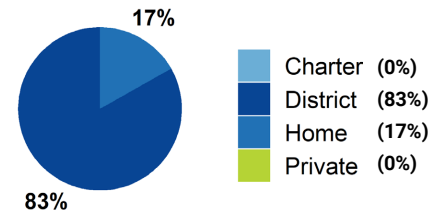


Note: Outcomes for groups with less than 10 students, <5% or >95% are not displayed.

School Choice

1,186 total students were enrolled in K-12 in Jones County in the 2022-23 school year.

Note: This profile focuses on outcomes of students enrolled in district schools.



Access to Postsecondary Credits

Students in Jones County completed **615 Career & Technical Education (CTE) credentials** (industry-valued credential data available in Spring 2024) and **61 concentrations** in 2022. The top three CTE concentrations completed include Agricultural, Food, & Natural Resources; Transportation, Distribution, & Logistics; and Marketing.



Less than 10 high school students took at least one **AP course** (<5%) versus 7% in peer counties (2022).



42 high school students participated in **Career & College Promise programs** (33%) versus 31% in peer counties (2022).

For more information about each indicator, including data sources and methodology, visit:

dashboard.myfuturenc.org/county-data-and-resources/