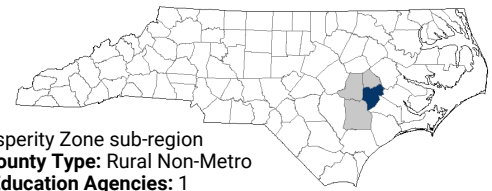


Lenoir County

NC goal: 2 million by 2030
2020 County Attainment Profile



Updated: Aug 12 2020

INTRODUCTION

From birth to career, there are many opportunities to develop strategies and interventions to increase attainment and improve workforce alignment. Below are some key areas and indicators that highlight where interventions may be possible to improve overall educational attainment outcomes.

COUNTY OVERVIEW

Lenoir County is in the **Goldsboro-Kinston** Prosperity Zone sub-region. It's one of 50 rural non-metro counties in NC.

Overall, 4% of 25-44-year-olds in Lenoir County have earned a master's degree or higher as their highest degree; 11% have a bachelor's degree; 13% have an associate degree; 25% have some college, no degree; 28% have a high school diploma; and 19% have less than a high school diploma.

2018 Population	56,856
2030 Population	51,883
K-12 Students (2019)	
Traditional Schools	8,425
Charter/Private/Home	1,781
Median Household Income	\$40,433
Child Poverty Rate	38%
Households with Broadband	74%

Building the Foundation: Pre-K to 8

High-quality early learning and strong academic progress in early years helps prepare children for future success.



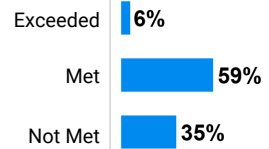
Lenoir County has 16 public schools with performance grades. Of these schools, 5 or 31% were classified as low performing in 2019.

How students in Lenoir County traditional public schools are currently doing:

To meet state goals, Lenoir County needs:

- **148 more eligible 4-year-olds** enrolled in NC Pre-K program (goal: 75% vs. 42%).
- **1,505 more 3-8 graders** earning college-and-career-ready scores (level 4 or 5) in reading (goal: 73% vs. 36%).
- **2,367 more 3-8 graders** earning college-and-career-ready scores (level 4 or 5) in math (goal: 86% vs. 28%).

Percent of Lenoir County schools by academic growth status, 2019



Ready for College & Career

High school completion is a crucial step on the pathway to postsecondary success or the beginnings of a career. Activities that prepare students to navigate the transition to postsecondary include gaining experience in college-level coursework and applying for financial assistance.

To meet state goals, Lenoir County needs:

- **73 more 9th graders** to graduate within four years (goal: 95% vs. 85%).
- **133 more seniors** to complete the FAFSA (goal: 80% vs. 57%).
- **573 more students** to attend school regularly (goal: 11% chronic absenteeism vs. 18%).



96 students took at least one AP course (4%) versus 9% of peer counties.



570 students participated in Career & College Promise programs (24%) versus 22% of peer counties.

Students in Lenoir County completed **509 Career & Technical Education concentrations** in 2019. The top three CTE concentrations completed include Agricultural, Food, & Natural Resources; Hospitality & Tourism; and Architecture and Construction.

Postsecondary Access and Success

These metrics capture student progression and educational attainment from high school graduation to postsecondary completion. They indicate relative strengths and weaknesses of Lenoir County at each stage of the postsecondary pipeline.



Lenoir County has a student-to-school counselor ratio of 366:1.

Among Lenoir County high school graduates:

- **58% of graduates** enroll in a postsecondary institution within 12 months versus 57% of peer counties.
- **70% of students** who enroll persist to their second year versus 73% of peer counties.
- **44% of students** who enroll earn a degree or credential within 6 years versus 49% of peer counties.

In your Prosperity Zone sub-region, 2018-19:

96	individuals served in an ApprenticeshipNC program.
3,446	Basic Skills enrollments at NC community colleges.
17,300	Continuing Education enrollments at NC community colleges.

Labor Market Outcomes

Lack of technical skills and lack of education are among the primary reasons why NC employers struggle to fill vacancies. These metrics capture labor market outcomes among recent graduates, the alignment between postsecondary degree production and labor market demand, and future job demands.



5.3% of teens ages 16-19 are not working and not in school versus 8.9% of peer counties.

In your Prosperity Zone sub-region:

Public postsecondary institutions graduate **1,581 students per year**. After 5 years, 75% of 2013 graduates were employed in NC, earning an annual average wage of \$32,495.

63% of postsecondary degrees and credentials conferred by regional institutions are aligned with labor market needs. The top gaps are: **Health Science** (above bachelor's); **Finance** (bachelor's); and **Human Services** (above bachelor's).

There are **102,508 job openings** projected between 2017-2026. The top 3 in demand jobs with median wages of \$50,000 or more are: 1) **Registered Nurses**; 2) **General and Operations Managers**; 3) **Sales Representatives, Wholesale and Manufacturing, Except Technical and Scientific Products**.

Opportunities for Growth

Compared to rural non-metro counties and the state, these three areas represent the biggest opportunities for Lenoir County to improve future attainment outcomes.



NC Pre-K Enrollment

42% of Lenoir County eligible 4-year-olds are enrolled in NC Pre-K, below the rural non-metro county average of 64%.



Low-Performing Schools

31% of Lenoir County schools are low-performing, above the rural non-metro county average of 19%.



Math Performance

28% of Lenoir County 3-8 graders earn college-and-career-ready scores in Math, below the rural non-metro county average of 36%.

Largest postsecondary institutions in your Prosperity Zone sub-region		
Institution Name	Undergraduate Enrollments 2017-18	Graduate or Transfer in 8 Years
Total Enrollments	14,028	67%
Wayne Community College	4,392	62%
University of Mount Olive	4,197	79%
Lenoir Community College	3,843	60%
James Sprunt Community College	1,596	58%

Notes:

Enrollments reflect degree- or credential-seeking undergraduate enrollments. The graduate or transfer rate is drawn from IPEDS and represents the share of students who either graduate with a degree or credential from the institution or transfer to another institution within 8 years. The 8-year outcome is the only measure that includes information on transfer out. Detailed data guidance is provided at <http://go.unc.edu/countydata>

Local Cross-Sector Promising Practice: Crown-Lenoir County Schools Pre-Apprenticeship

Crown Equipment Corp.'s Kinston plant and Lenoir County Public Schools have created a pre-apprenticeship program designed to provide a pathway to additional career opportunities for LCPS graduates, particularly those wanting to go directly into the workforce.

We identified this example of an emerging cross-sector promising practice in partnership with local leaders. If you have additional examples you'd like to share with myFutureNC, please respond to this [short survey](#).

For more information about each indicator, including data sources and methodology, visit:


dashboard.myfuturenc.org/county-data-and-resources/

ABOUT CAROLINA DEMOGRAPHY

Located within the Carolina Population Center at UNC-Chapel Hill, we use data and other available research to help you put a face or a story on the population-level changes facing your community. Our analysts provide a full array of demographic data and research services to inform decision making, evaluation, and policy across North Carolina, where we serve organizations and people in all 100 counties.


 ncdemography.org

 demography@unc.edu

 [@ncdemography](https://twitter.com/ncdemography)

ABOUT MYFUTURENC

MyFutureNC is a statewide nonprofit organization focused on educational attainment and is the result of cross-sector collaboration between North Carolina leaders in education, business, and government. Our mission is to prepare North Carolina for the future by empowering individuals, strengthening communities, and ensuring our economic viability in a global economy.

 myfuturenc.org

 facebook.com/myfuturenc

 [@myFutureNC](https://twitter.com/myFutureNC)