

Moore County

myFutureNC 2024 Attainment Profiles



Pinehurst-Rockingham Prosperity Zone Sub-Region
Peer County Type: Rural - Non-Metro
Local Education Agencies: 1 (2023)
Charter Schools: 3 (2023)

2030 Proposed Moore County Attainment Goal: 19,276 (Stretch Goal: 19,378)

2030 State Attainment Goal: 2 million

Population Spotlight

2020 Census: 99,725
 2022 Estimate: 105,531
 Change: 5,806

Growth Rate

5.8% County vs. **2.5%** State



\$84,458
 Median Household Income (2022)
 State: \$67,516



77%
 Home Owners (2022)
 State: 67%



13.2%
 Child Poverty Rate (2022)
 State: 17.2%



11.8%
 Opportunity Youth Rate (2022)
 State: 10.9%



76%
 Households with Broadband (2022)
 State: 77%



3.7%
 Unemployment Rate (2022)
 State: 3.7%

Educational Attainment

Moore County residents ages 25-44, 2022

Less than high school High school graduate (including GED) Some college, no credential Short-term credential Associate degree Bachelor's degree Graduate or professional degree

No Degree or Credential
8,431
 35.7%

Have Degree or Credential
15,189
 64.3%



Note: Numbers may not add up to 100% due to rounding

Top Opportunities for Growth

These three areas represent the biggest opportunities for Moore County to improve future attainment outcomes.



NC Pre-K Enrollment

16% of Moore County eligible 4-year-olds are enrolled in NC Pre-K, below the rural - non-metro county average of 68%.



School Counselors

Moore County has a student-to-school counselor ratio of 334:1, above the rural - non-metro county average of 325:1.



Math Performance

40% of Moore County 3-8 graders earn college-and-career-ready scores in Math, below the state goal of 86%.

Promising Attainment Practices

The new **Promising Attainment Practices Database** is a curated, searchable, and filterable collection of about 250 county, region, and state-level initiatives and programs that directly address various components of the state's attainment challenge. The Database allows local and regional initiative leaders and other stakeholders to identify groups across the state who are developing or operating initiatives designed to boost attainment.

Follow link to discover how Moore County has been meeting local needs:

https://dashboard.myfuturenc.org/promising-attainment-practices/?wdt_search=Moore

LABOR MARKET ALIGNMENT

In Pinehurst-Rockingham Prosperity Zone Sub-Region:

52.3%

of postsecondary degrees and credentials conferred by regional institutions are aligned with labor market needs.

Top areas of misalignment:

- Health Science** bachelor's and below bachelor's
- Business Management & Administration** bachelor's
- Education & Training** bachelor's



21 Individuals served in an ApprenticeshipNC program in 2020

UNC and NC Community College Outcomes:

1,663 graduates in 2020

71% of 2016 graduates were employed in NC in 2021

\$35,097 annual average earnings of graduates employed in NC (includes both part-time and full-time jobs)



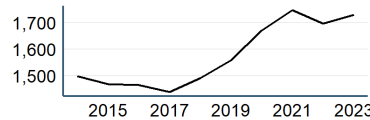
59% of adults (ages 25-44) in Moore County earned a family sustaining wage, 2022

Moore County is served by:

- Mid-Carolina Workforce Development Board
- Central Pines Council of Governments

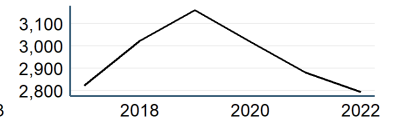
UNC System College Enrollment

Curriculum



NC Community College Enrollment

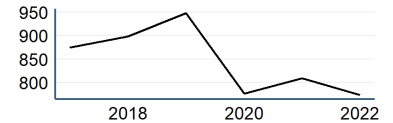
Curriculum



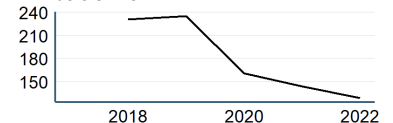
Top 3 Five-Star Jobs in Pinehurst-Rockingham Prosperity Zone Sub-Region

Job Title	Annual Growth
Nurse Practitioners	5%
Logisticians	4%
Medical and Health Services Managers	3%

First-time Curriculum Enrollments



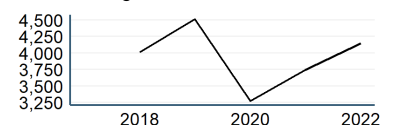
Basic Skills



Top 3 Employers in Moore County

Employer	Employment Range
Firsthealth Of The Carolinas Inc	1000+
Moore County Schools	1000+
Pinehurst Resort And Country Club	1000+

Continuing Education



Adult Learners

Pinehurst-Rockingham Sub-Prosperity Zone post-secondary enrollments in NC Community Colleges, Fall 2022

- 430 Basic Skills
- 6,486 Continuing Education
- 1,338 Curriculum

11% of Moore County residents have **student loan debt**; 5% of debt holders had **student loans in default**. 2022

Success of Moore County High School Graduates

- 84% of students who enroll **persist to their second year** versus 78% in peer counties. 2022
- 62% of students who enroll **earn a degree or certificate** within 6 years versus 55% in peer counties. 2022

Top destinations of all college-goers, Fall 2023

- 3,738 of all college-goers attended **Sandhills CC**
- 305 of all college-goers attended **Central Carolina CC**
- 250 of all college-goers attended **Fayetteville TCC**

Degree Credentials Awarded, 2022

739 certificate | 1,189 associate | 19 bachelor's

Postsecondary assets in Pinehurst-Rockingham Prosperity Zone sub-region

Public, 4-year or above

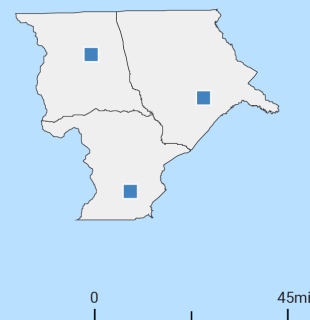
Public, 2-year

Montgomery Community College, Richmond Community College, Sandhills Community College

Private not-for-profit, 4-year or above

Private not-for-profit, 2-year

- 4-year public
- 2-year public
- 4-year private
- 2-year or less private



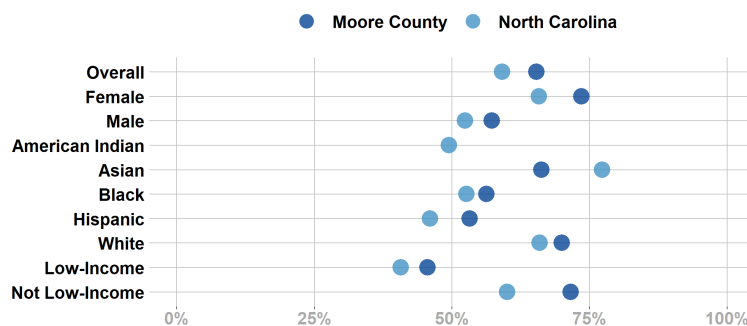
68% of seniors **completed the FAFSA** in 2023, compared to 62% statewide; 112 more need to complete in 2023 to meet state goal of 80%. 2023

83% of graduates reported **intentions to enroll** in a postsecondary institution versus 68% in peer counties. 2022

64% of graduates **enrolled in a postsecondary institution** within 12 months versus 52% in peer counties. 2022

35% of Moore County students have **parents with no college degree** (either 2- or 4-year) versus 55% in peer counties.

Postsecondary Enrollment Rates for Select Groups in Moore County, 2022



Note: Outcomes for groups with less than 10 students, <5% or >95% are not displayed.

How students in Moore County traditional schools are doing:

- 16% of eligible 4-year-olds **enrolled in NC Pre-K program**, compared to 53% statewide; 223 more needed to meet state goal of 75%. 2023
- 37% of 3-8 graders are earning college-and-career-ready scores (level 4 or 5) in **reading**, compared to 30% statewide; 2,817 more needed to meet state goal of 73%. 2023
- 40% of 3-8 graders are earning college-and-career-ready scores (level 4 or 5) in **math**, compared to 35% statewide; 2,634 more needed to meet state goal of 86%. 2023
- 92% of 9th graders **graduate within four years**, compared to 87% statewide; 36 more needed to meet state goal of 95%. 2023
- 19% of students are **chronically absent from school**, compared to 27% statewide; 1,066 less needed to meet state goal of 11%. 2023

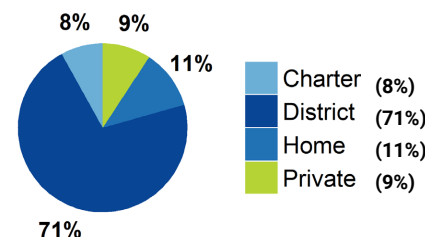
Moore County has a **student-to-school counselor ratio** of 334:1 versus 325:1 in peer counties. 2023

1% of students **drop out of high school** (59 total students), compared to 2% statewide. 2023

School Choice

17,915 total students were enrolled in K-12 in Moore County in the 2022-23 school year.

Note: This profile focuses on outcomes of students enrolled in district schools.



Access to Postsecondary Credits

Students in Moore County completed **4,731 Career & Technical Education (CTE) credentials** (623 (13%) were industry-valued credentials) and **812 concentrations** in 2023. The top three CTE concentrations completed include Health Science; Agricultural, Food, & Natural Resources; and Hospitality & Tourism.

743 high school students took at least one **AP test** (18%) versus 8% in peer counties (2023).

653 high school students participated in **Career & College Promise programs** (62%) versus 51% in peer counties (2023).

For more information about each indicator, including data sources and methodology, visit:

dashboard.myfuturenc.org/county-data-and-resources/