

# Pamlico County

myFutureNC 2024 Attainment Profiles



Jacksonville-New Bern  
Prosperity Zone Sub-Region  
**Peer County Type:** Rural - Metro  
**Local Education Agencies:** 1 (2023)  
**Charter Schools:** 1 (2023)

2030 Proposed Pamlico County Attainment Goal: 1,377 (Stretch Goal: 1,408)

2030 State Attainment Goal: 2 million

## Population Spotlight

2020 Census: 12,274  
2022 Estimate: 12,381  
Change: 107

## Growth Rate

**0.9%** County vs. **2.5%** State



**\$59,845**  
Median Household Income (2022)  
State: \$67,516



**82%**  
Home Owners (2022)  
State: 67%



**21.3%**  
Child Poverty Rate (2022)  
State: 17.2%



**13.0%**  
Opportunity Youth Rate (2021)  
State: 12.1%



**68%**  
Households with Broadband (2022)  
State: 77%



**3.6%**  
Unemployment Rate (2022)  
State: 3.7%

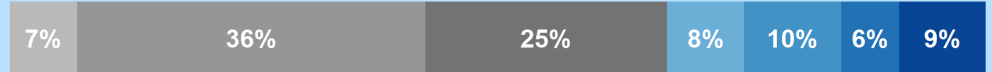
## Educational Attainment

Pamlico County residents ages 25-44, 2022

Less than high school High school graduate (including GED) Some college, no credential Short-term credential Associate degree Bachelor's degree Graduate or professional degree

**No Degree**  
**1,629**  
68.2%

**Have Degree or Credential**  
**759**  
31.8%



Note: Numbers may not add up to 100% due to rounding

## Top Opportunities for Growth

These three areas represent the biggest opportunities for Pamlico County to improve future attainment outcomes.



### Chronic Absenteeism

49% of Pamlico County students are chronically absent from school, above the rural - metro county average of 34%.



### Adult Learners

25% of Pamlico County adults 25-44 have some college, no degree, above the rural - metro county average of 17%.



### FAFSA Completion

55% of Pamlico County high school seniors complete the FAFSA, below the rural - metro county average of 58%.

## Promising Attainment Practices

The new **Promising Attainment Practices Database** is a curated, searchable, and filterable collection of about 250 county, region, and state-level initiatives and programs that directly address various components of the state's attainment challenge. The Database allows local and regional initiative leaders and other stakeholders to identify groups across the state who are developing or operating initiatives designed to boost attainment.

Follow link to discover how Pamlico County has been meeting local needs:

[https://dashboard.myfuturenc.org/promising-attainment-practices/?wdt\\_search=Pamlico](https://dashboard.myfuturenc.org/promising-attainment-practices/?wdt_search=Pamlico)

## LABOR MARKET ALIGNMENT

### In Jacksonville-New Bern Prosperity Zone Sub-Region:

**54.5%**

of postsecondary degrees and credentials conferred by regional institutions are aligned with labor market needs.

#### Top areas of misalignment:

**Health Science** below bachelor's and bachelor's  
**Business Management & Administration** bachelor's  
**Education & Training** bachelor's



**201** Individuals served in an ApprenticeshipNC program in 2020

### UNC and NC Community College Outcomes:

**1,967** graduates in 2020  
**56%** of 2016 graduates were employed in NC in 2021  
**\$36,955** annual average earnings of graduates employed in NC (includes both part-time and full-time jobs)

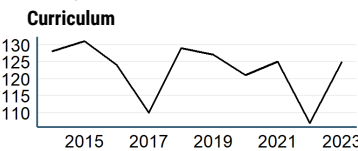


**42%** of adults (ages 25-44) in Pamlico County earned a **family sustaining wage**, 2022

### Pamlico County is served by:

**Eastern Carolina Workforce Development Board**  
**Eastern Carolina Council of Governments**

### UNC System College Enrollment



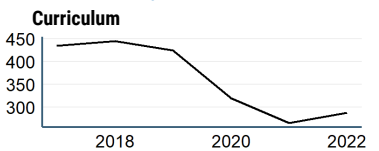
### Top 3 Five-Star Jobs in Jacksonville-New Bern Prosperity Zone Sub-Region

Job Title	Annual Growth
Information Security Analysts	4%
Nurse Practitioners	4%
Web and Digital Interface Designers	3%

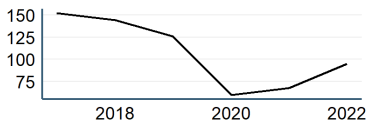
### Top 3 Employers in Pamlico County

Employer	Employment Range
The Capital Area Young Mens Christi	250-499
Pamlico County Schools	100-249
County Of Pamlico	100-249

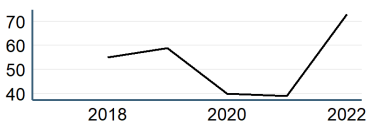
### NC Community College Enrollment



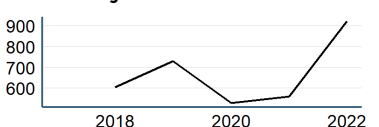
### First-time Curriculum Enrollments



### Basic Skills




### Continuing Education



## Adult Learners

### Pamlico County resident enrollments in NC Community Colleges, Fall 2022

73	Basic Skills
922	Continuing Education
288	Curriculum

 8% of Pamlico County residents have **student loan debt**; 0% of debt holders had **student loans in default**. 2022

### Success of Pamlico County High School Graduates

- 81% of students who enroll **persist to their second year** versus 79% in peer counties. 2022
- 54% of students who enroll **earn a degree or certificate** within 6 years versus 56% in peer counties. 2022


### Top destinations of all college-goers, Fall 2023

- 550 of all college-goers attended **Pamlico CC**
- 141 of all college-goers attended **Craven CC**
- 15 of all college-goers attended **Pitt CC**

• 55% of seniors **completed the FAFSA** in 2023, compared to 62% statewide; 27 more need to complete in 2023 to meet state goal of 80%. 2023

• 68% of graduates reported **intentions to enroll** in a postsecondary institution versus 68% in peer counties. 2022

• 54% of graduates **enrolled in a postsecondary institution** within 12 months versus 51% in peer counties. 2022

 55% of Pamlico County students have **parents with no college degree** (either 2- or 4-year) versus 57% in peer counties.

### How students in Pamlico County traditional schools are doing:

• Pamlico County has met the goal for **Pre-K enrollment**. (Goal: 75%). 2023

• 28% of 3-8 graders are earning college-and-career-ready scores (level 4 or 5) in **reading**, compared to 30% statewide; 290 more needed to meet state goal of 73%. 2023

• 34% of 3-8 graders are earning college-and-career-ready scores (level 4 or 5) in **math**, compared to 35% statewide; 257 more needed to meet state goal of 86%. 2023

• 92% of 9th graders **graduate within four years**, compared to 87% statewide; 3 more needed to meet state goal of 95%. 2023

• 49% of students are **chronically absent from school**, compared to 32% statewide; 471 less needed to meet state goal of 11%. 2022

 Pamlico County has a **student-to-school counselor ratio** of 291:1 versus 362:1 in peer counties. 2022

 2% of students **drop out of high school** (10 total students), compared to 2% statewide. 2022

### Degree Credentials Awarded, 2022

1,614 certificate | 1,560 associate | 23 bachelor's

### Postsecondary assets in Jacksonville-New Bern Prosperity Zone sub-region

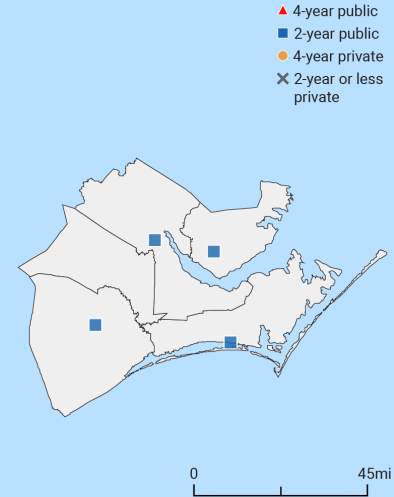
#### Public, 4-year or above

#### Public, 2-year

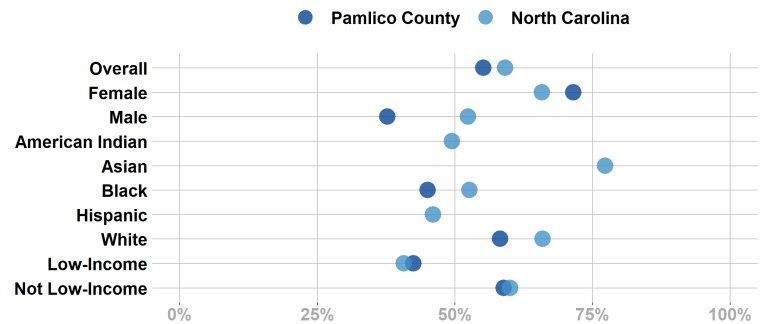
Carteret Community College, Coastal Carolina Community College, Craven Community College, Pamlico Community College

#### Private not-for-profit, 4-year or above

#### Private not-for-profit, 2-year



### Postsecondary Enrollment Rates for Select Groups in Pamlico County, 2022

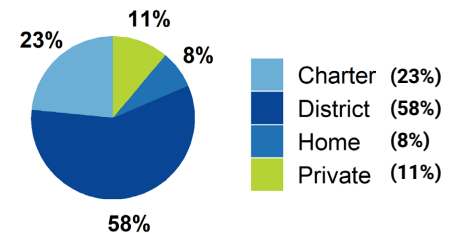


Note: Outcomes for groups with less than 10 students, <5% or >95% are not displayed.

### School Choice


2,025 total students were enrolled in K-12 in Pamlico County in the 2022-23 school year.

Note: This profile focuses on outcomes of students enrolled in district schools.



### Access to Postsecondary Credits

Students in Pamlico County completed 99 Career & Technical Education (CTE) credentials (industry-valued credential data available in Spring 2024) and 66 concentrations in 2022. The top three CTE concentrations completed include Agricultural, Food, & Natural Resources; Arts, Audio/Video Technology, & Communications; and Architecture and Construction.

 33 high school students took at least one **AP course** (8%) versus 7% in peer counties (2022).

 93 high school students participated in **Career & College Promise programs** (45%) versus 31% in peer counties (2022).

For more information about each indicator, including data sources and methodology, visit:

[dashboard.myfuturenc.org/county-data-and-resources/](https://dashboard.myfuturenc.org/county-data-and-resources/)