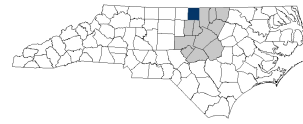


Person County


myFutureNC 2025 Attainment Profiles




Raleigh-Durham
Prosperity Zone Sub-Region
Peer County Type: Rural - Metro

Educational Attainment

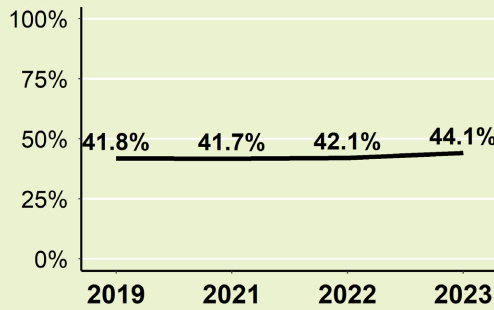
Person County residents ages 25-44, 2023

 **Have Degree or Credential**
3,852
44.1%

 **No Degree**
4,884
55.9%


 **Residents Ages 25-44**
8,736

Educational Attainment Trend



Note: 2020 data not shown due to inconsistency

Educational Level Breakdown, 2023



Note: Numbers may not add up to 100% due to rounding

2030 Proposed Person County Attainment Goal: 5,871 (Stretch Goal: 5,952)

2030 State Attainment Goal: 2 million

Population Spotlight

2020 Census: 39,088
2023 Estimate: 39,737
Change: 649

Growth Rate

1.7% County vs. **3.8%** State

Race/Ethnicity

Amer. Indian 0.1%
Asian/Pac. Isl. 0.4%
Black 25.5%
Hispanic 5.9%
Multiracial 3.3%
White 64.8%



\$64,466
Median Household Income (2023)
State: \$70,838



75.9%
Home Owners (2023)
State: 66.3%



67.3%
Households with Broadband (2023)
State: 77.1%



31.4%
Child Poverty Rate (2023)
State: 17.6%



20.0%
Single Parent Households (2023)
State: 17.0%



3.1%
Foreign Born (2023)
State: 9.2%

Top Opportunities for Growth



Opportunity Youth

19% of Person County youth ages 16-24 are not working and not in school, above the rural - metro county average of 15%.

In Raleigh-Durham Prosperity Zone Sub-Region:

75.8%

of postsecondary degrees and credentials conferred by regional institutions are aligned with labor market needs.

Top Misalignments

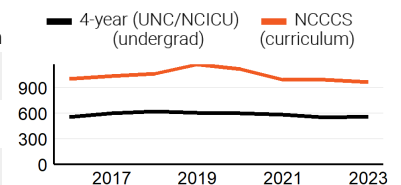
Job Openings vs. Degrees/Credentials

- Health Science Jobs > Creds
- Business Management & Administration Jobs > Creds
- Science, Technology, Engineering & Mathematics Jobs < Creds

Top 3 Five-Star Jobs in Raleigh-Durham Prosperity Zone Sub-Region

Job Title	Annual Growth
Nurse Practitioners	4.09%
Data Scientists	3.79%
Statisticians	3.71%


Postsecondary Enrollment for Person County Residents





0 Individuals served in an ApprenticeshipNC program in 2023

UNC and NC Community College Outcomes:

19,047 graduates in 2020
64.9% of 2016 graduates were employed in NC in 2021
\$50,028 annual average earnings of graduates employed in NC (includes both part-time and full-time jobs), 2021

 **53.8%** of adults (ages 25-44) in Person County earned a **family sustaining wage**. Peer: 46.7% | State: 57.6%, 2023

 **18.8%** of youth (ages 16-24) in Person County were **Opportunity Youth**. Peer: 14.8% | State: 10.3%, 2023

 **83.5%** of adults (ages 25-44) in Person County **participated in the labor force**. Peer: 80.7% | State: 84.2%, 2023

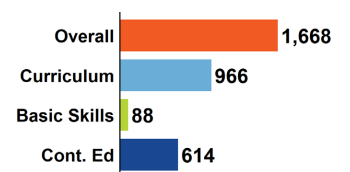
Top 3 Employers in Person County

Employer	Employment Range
Person County Board of Education	500-999
Poly Wood LLC	500-999
County of Person	500-999

Top 3 Industries in Person County

Industry	Jobs Percent
Retail Trade	1,605 16.8%
Manufacturing	1,231 12.9%
Health Care and Social Assistance	1,213 12.7%

Person County residents enrolled in NCCCS, Fall 2023



Person County is served by:

- Kerr-Tar Workforce Development Board
- Kerr-Tar Council of Governments

Top Opportunities for Growth



Postsecondary Completion

53% of Person County high school graduates who enroll in postsecondary education earn a degree or credential within 6 years, below the rural - metro county average of 57%.

Degree Credentials Awarded in PZ Sub-Region, 2023

4,998 certificate | 5,648 associate | 16,524 bachelor's

Adult Learners

Person County Residents Aged 25+ enrolled in NC Community Colleges, Fall 2023

42 Basic Skills

506 Continuing Education

233 Curriculum

18.8% of residents (aged 25-44) have some college but no degree. Peer: 16.0% | State: 11.7%, 2023



11.5% of Person County residents have student loan debt. 2.8% of debt holders had student loans in default. 2024

Success of Person County High School Graduates

75.3% of students who enroll persist to their second year.

Peer: 80.1% | State: 83.8%, 2023

89.7% UNC

60.3% NCCCS

73.3% NCICU

52.5% of students who enroll earn a degree or certificate within 6 years. Peer: 57.5% | State: 60.0%, 2023

30.5% UNC

13.0% NCCCS

5.6% NCICU

Top destinations of all college-goers, 2023

- 1,232 of all college-goers attended Piedmont CC
- 136 of all college-goers attended Durham TCC
- 98 of all college-goers attended East Carolina University

Top Opportunities for Growth

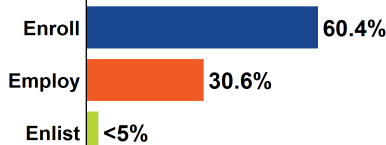


Postsecondary Enrollment

45% of Person County seniors enroll in postsecondary education within 12 months of graduation, below the rural - metro county average of 52%.

47.9% of 2024 high school class completed the FAFSA as of Sept. 27, 2024. 76 more need to complete in 2024 to meet state goal of 80%. Peer: 52.0% | State: 55.0%

Post High School Graduation Intentions

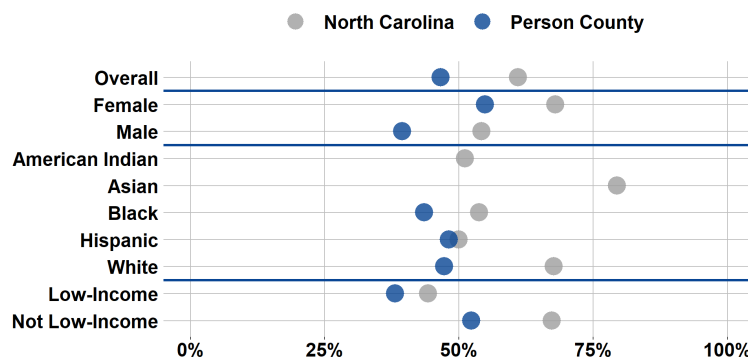


54.2% of students have parents with no college degree (either 2- or 4-year) 2023. Peer: 55.2% | State: 45.1%

83.1% of 9th graders graduated within four years. 42 more needed to meet state goal of 95%. Peer: 85.7% | State: 87.3% 2024

44.9% of graduates enrolled in a postsecondary institution within 12 months. Peer: 52.0% | State: 59.3% 2023

Postsecondary Enrollment Rates for Select Groups in Person County, 2023



Note: Outcomes for groups with less than 10 students, <5% or >95% are not displayed.

Top Opportunities for Growth



Reading Performance

24% of Person County 3-8 graders earn college-and-career-ready scores in Reading, below the rural - metro county average of 25%.

67.0% of eligible 4-year-olds enrolled in NC Pre-K program in 2024. 16 more needed to meet state goal of 75%. Peer: 61.7% | State: 57.2%

Note: Enrollment numbers only include students served by the NC Pre-K Program and may not represent all Pre-K offerings available.

Person County Traditional Public Schools students:

23.9% of 3-8 graders earned college-and-career-ready scores in reading in 2024. 1,013 more needed to meet state goal of 73%. Peer: 25.3% | State: 29.8%

36.3% of 3-8 graders earned college-and-career-ready scores in math in 2024. 1,026 more needed to meet state goal of 86%. Peer: 32.3% | State: 36.5%

23.0% of students were chronically absent from school in 2024. 546 fewer needed to meet state goal of 11%. Peer: 27.4% | State: 25.7%



Person County has a student-to-school counselor ratio of 332:1 compared to 358:1 in peer counties. 2024

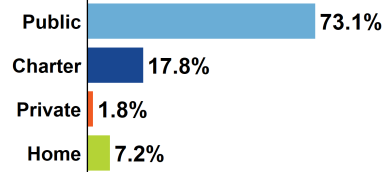


0.2% of students drop out of high school (2 total students), compared to 2.1% statewide. 2023

School & Student Overview (2024 school year)

Traditional Public School District(s): 1
Traditional Public School(s): 12
Charter School(s): 2
Private School(s): 2
Home School(s): 240

5,877 total K-12 students enrolled in schools.



Pathways to College and Career

Students in traditional public schools completed 1,915 Career & Technical Education (CTE) credentials and 239 concentrations. 339 (17.7%) of credentials were industry-valued in 2023. The top three CTE concentrations: Architecture and Construction; Health Science; and Human Services.



70 (6%) high school students took at least one AP, IB, or CIE exam. State: 16.8% (2023).



159 (52.1%) high school graduates participated in Career & College Promise programs. State: 36.0% (2024).

For more information about each indicator, including data sources and methodology, visit:

dashboard.myfuturenc.org/county-data-and-resources/