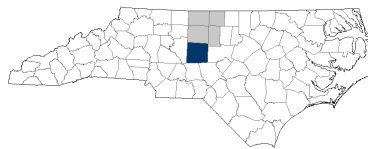


Randolph County

myFutureNC 2024 Attainment Profiles



Greensboro
Prosperity Zone Sub-Region
Peer County Type: Rural - Metro
Local Education Agencies: 2 (2023)
Charter Schools: 1 (2023)

2030 Proposed Randolph County Attainment Goal: 21,511 (Stretch Goal: 21,823)

2030 State Attainment Goal: 2 million

Population Spotlight

2020 Census: 144,151
2022 Estimate: 146,043
Change: 1,892

Growth Rate

1.3% County vs. **2.5%** State



\$58,037
Median Household Income (2022)
State: \$67,516



74%
Home Owners (2022)
State: 67%



20.3%
Child Poverty Rate (2022)
State: 17.2%



16.8%
Opportunity Youth Rate (2021)
State: 12.1%



71%
Households with Broadband (2022)
State: 77%



3.6%
Unemployment Rate (2022)
State: 3.7%

Educational Attainment

Randolph County residents ages 25-44, 2022



No Degree
21,699
64.0%



Have Degree or Credential
12,226
36.0%

Less than high school High school graduate (including GED) Some college, no credential Short-term credential Associate degree Bachelor's degree Graduate or professional degree



Note: Numbers may not add up to 100% due to rounding

Top Opportunities for Growth

These three areas represent the biggest opportunities for Randolph County to improve future attainment outcomes.



NC Pre-K Enrollment

46% of Randolph County eligible 4-year-olds are enrolled in NC Pre-K, below the rural - metro county average of 59%.



Earning College Credit in High School

25% of Randolph County graduates participated in Career & College Promise programs, below the rural - metro county average of 31%. Also, 7% of high school students took at least one AP exam, below the peer county average of 7%.



Reading Performance

24% of Randolph County 3-8 graders earn college-and-career-ready scores in Reading, below the rural - metro county average of 26%.

Promising Attainment Practices

The new **Promising Attainment Practices Database** is a curated, searchable, and filterable collection of about 250 county, region, and state-level initiatives and programs that directly address various components of the state's attainment challenge. The Database allows local and regional initiative leaders and other stakeholders to identify groups across the state who are developing or operating initiatives designed to boost attainment.

Follow link to discover how Randolph County has been meeting local needs:

https://dashboard.myfuturenc.org/promising-attainment-practices/?wdt_search=Randolph

LABOR MARKET ALIGNMENT

In Greensboro Prosperity Zone Sub-Region:

83.7%

of postsecondary degrees and credentials conferred by regional institutions are aligned with labor market needs.

Top areas of misalignment:

Health Science below bachelor's
Transportation, Distribution & Logistics below bachelor's
Business Management & Administration bachelor's



891 Individuals served in an ApprenticeshipNC program in 2020

UNC and NC Community College Outcomes:

8,468 graduates in 2020

73% of 2016 graduates were employed in NC in 2021

\$41,353 annual average earnings of graduates employed in NC (includes both part-time and full-time jobs)



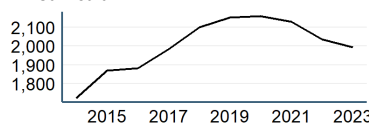
41% of adults (ages 25-44) in Randolph County earned a **family sustaining wage**, 2022

Randolph County is served by:

Piedmont Triad Regional Workforce Development Board
Piedmont Triad Regional Council

UNC System College Enrollment

Curriculum



Top 3 Five-Star Jobs in Greensboro Prosperity Zone Sub-Region

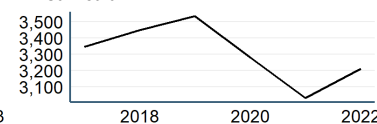
Job Title	Annual Growth
Nurse Practitioners	4%
Logisticians	3%
Web Developers	3%

Top 3 Employers in Randolph County

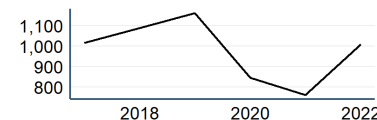
Employer	Employment Range
Randolph County Board Of Education	1000+
Technimark LLC	1000+
Randolph Hospital	1000+

NC Community College Enrollment

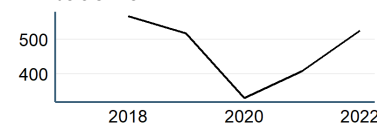
Curriculum



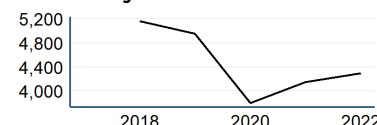
First-time Curriculum Enrollments



Basic Skills



Continuing Education



Adult Learners

Randolph County resident enrollments in NC Community Colleges, Fall 2022

525 Basic Skills
4,295 Continuing Education
3,211 Curriculum



10% of Randolph County residents have **student loan debt**; **8%** of debt holders had **student loans in default**. 2022

Success of Randolph County High School Graduates

- **80%** of students who enroll **persist to their second year** versus **79%** in peer counties. 2022
- **60%** of students who enroll **earn a degree or certificate** within 6 years versus **56%** in peer counties. 2022

Top destinations of all college-goers, Fall 2023

- **3,944** of all college-goers attended **Randolph CC**
- **724** of all college-goers attended **Guilford TCC**
- **264** of all college-goers attended **Davidson-Davie CC**

• **60%** of seniors **completed the FAFSA** in 2023, compared to **62%** statewide; 254 more need to complete in 2023 to meet state goal of **80%**. 2023

• **69%** of graduates reported **intentions to enroll** in a postsecondary institution versus **68%** in peer counties. 2022

• **45%** of graduates **enrolled in a postsecondary institution** within 12 months versus **51%** in peer counties. 2022



69% of Randolph County students have **parents with no college degree** (either 2- or 4-year) versus **57%** in peer counties.

How students in Randolph County traditional schools are doing:

• **46%** of eligible 4-year-olds **enrolled in NC Pre-K program**, compared to **53%** statewide; 235 more needed to meet state goal of **75%**. 2023

• **24%** of 3-8 graders are earning college-and-career-ready scores (level 4 or 5) in **reading**, compared to **30%** statewide; 5,548 more needed to meet state goal of **73%**. 2023

• **30%** of 3-8 graders are earning college-and-career-ready scores (level 4 or 5) in **math**, compared to **35%** statewide; 4,982 more needed to meet state goal of **86%**. 2023

• **87%** of 9th graders **graduate within four years**, compared to **87%** statewide; 119 more needed to meet state goal of **95%**. 2023

• **23%** of students are **chronically absent from school**, compared to **32%** statewide; 2,471 less needed to meet state goal of **11%**. 2022



Randolph County has a **student-to-school counselor ratio** of **371:1** versus **362:1** in peer counties. 2022



2% of students **drop out of high school** (156 total students), compared to **2%** statewide. 2022

Degree Credentials Awarded, 2022

2,834 certificate | **2,673** associate | **8,498** bachelor's

Postsecondary assets in Greensboro Prosperity Zone sub-region

Public, 4-year or above

North Carolina A & T State University,
University of North Carolina at Greensboro

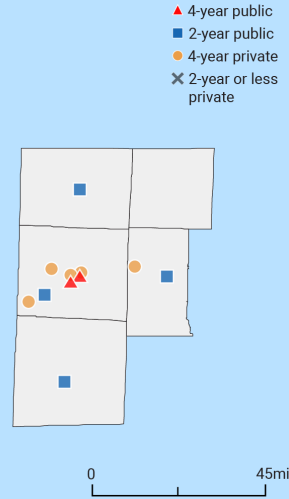
Public, 2-year

Alamance Community College, Guilford Technical Community College, Randolph Community College, Rockingham Community College

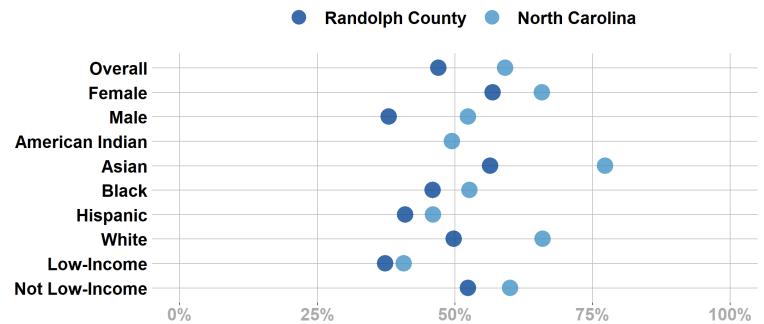
Private not-for-profit, 4-year or above

Bennett College, Elon University,
Greensboro College, Guilford College, High Point University

Private not-for-profit, 2-year



Postsecondary Enrollment Rates for Select Groups in Randolph County, 2022

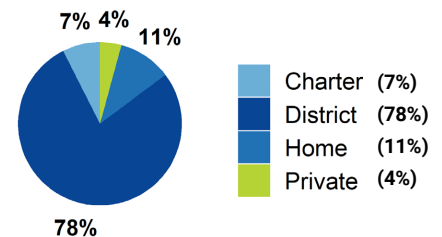


Note: Outcomes for groups with less than 10 students, <5% or >95% are not displayed.

School Choice

24,951 total students were enrolled in K-12 in Randolph County in the 2022-23 school year.

Note: This profile focuses on outcomes of students enrolled in district schools.



Access to Postsecondary Credits

Students in Randolph County completed **6,803 Career & Technical Education (CTE) credentials** (industry-valued credential data available in Spring 2024) and **983 concentrations** in 2022. The top three CTE concentrations completed include Agricultural, Food, & Natural Resources; Health Science; and Human Services.



438 high school students took at least one **AP course** (**7%**) versus **7%** in peer counties (2022).



644 high school students participated in **Career & College Promise programs** (**25%**) versus **31%** in peer counties (2022).

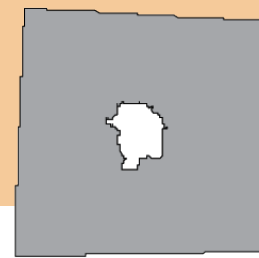
For more information about each indicator, including data sources and methodology, visit:

dashboard.myfuturenc.org/county-data-and-resources/

City/District School Profile

Randolph County School System | 2022-2023

This profile is a supplement to the County Profiles



district boundary

Total Schools: 32 Total Students: 14,980

ACADEMIC READINESS

How students in Randolph County School System are currently doing:

- **25%** of 3-8 graders are earning college-and-career-ready scores (level 4 or 5) in **reading**, compared to **30%** statewide; 3,331 more needed to meet state goal of **73%**. 2023
- **32%** of 3-8 graders are earning college-and-career-ready scores (level 4 or 5) in **math**, compared to **35%** statewide; 3,735 more needed to meet state goal of **86%**. 2023
- **88%** of 9th graders **graduate within four years**, compared to **87%** statewide; 82 more needed to meet state goal of **95%**. 2023
- **21%** of students are **chronically absent from school**, compared to **32%** statewide; 1,518 less needed to meet state goal of **11%**. 2022



Randolph County School System has a **student-to-school counselor ratio of 365:1** versus **362:1** in peer districts. 2022

Access to Postsecondary Credits

Students in Randolph County School System completed **5,812 Career & Technical Education (CTE) credentials (industry-valued credential data available in Spring 2024)** and **782 concentrations** in 2022. The top three CTE concentrations completed include Agricultural, Food, & Natural Resources; Human Services; and Health Science.



306 high school students took at least one **AP course (7%)** (2022).



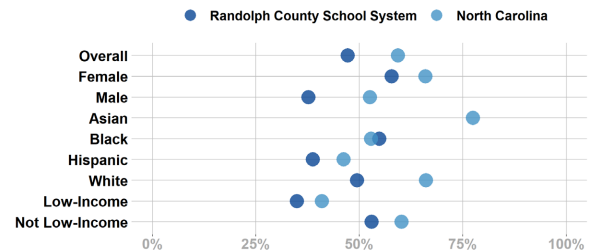
579 high school students participated in **Career & College Promise programs (28%)** (2022).

COLLEGE & CAREER ACCESS

How students in Randolph County School System are planning for and enrolling in college:

- **58%** of seniors **completed the FAFSA** in 2023, compared to **62%** statewide; 229 more need to complete in 2023 to meet state goal of **80%**. 2023
- **69%** of graduates reported **intentions to enroll** in a postsecondary institution. 2022
- **45%** of graduates **enrolled in a postsecondary institution** within 12 months. 2022

Postsecondary Enrollment Rates (within 12 months) for Select Groups in Randolph County School System, 2022



Note: Outcomes for groups with less than 10 students, <5% or >95% are not displayed.

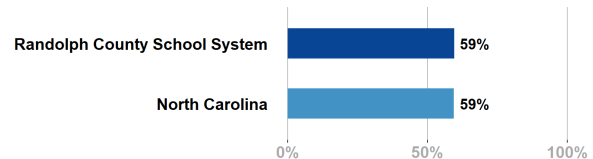
POSTSECONDARY COMPLETION

Top destinations of all college-goers, Fall 2023

- Randolph CC
- Guilford TCC
- Davidson-Davie CC

- **81%** of college students **persist to their second year** of attendance. 2022

Percentage of students enrolled in North Carolina postsecondary institution who graduate within 6 years of enrollment, 2022



** Observations <10 or no data available

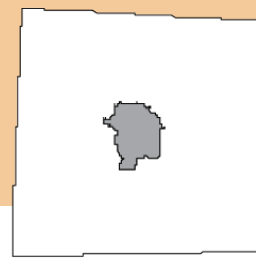
For more information about each indicator, including data sources and methodology, visit:

dashboard.myfuturenc.org/county-data-and-resources/

City/District School Profile

Asheboro City Schools | 2022-2023

This profile is a supplement to the County Profiles



district boundary

Total Schools: 8 Total Students: 4,310

ACADEMIC READINESS

How students in Asheboro City Schools are currently doing:

- **20%** of 3-8 graders are earning college-and-career-ready scores (level 4 or 5) in **reading**, compared to **30%** statewide; 1,061 more needed to meet state goal of **73%**. 2023
- **23%** of 3-8 graders are earning college-and-career-ready scores (level 4 or 5) in **math**, compared to **35%** statewide; 1,247 more needed to meet state goal of **86%**. 2023
- **84%** of 9th graders **graduate within four years**, compared to **87%** statewide; 37 more needed to meet state goal of **95%**. 2023
- **32%** of students are **chronically absent from school**, compared to **32%** statewide; 954 less needed to meet state goal of **11%**. 2022



Asheboro City Schools has a **student-to-school counselor ratio** of **392:1** versus **362:1** in peer districts. 2022

Access to Postsecondary Credits

Students in Asheboro City Schools completed **991 Career & Technical Education (CTE) credentials (industry-valued credential data available in Spring 2024)** and **201 concentrations** in 2022. The top three CTE concentrations completed include Health Science; Manufacturing; and Science, Technology, Engineering, & Mathematics.



132 high school students took at least one **AP course (10%)** (2022).



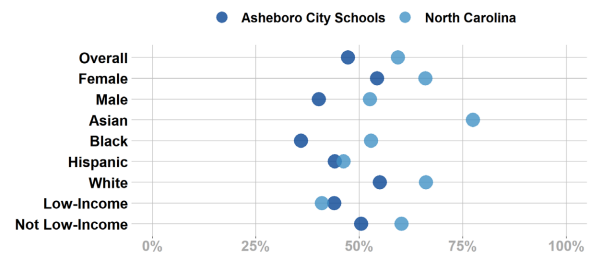
65 high school students participated in **Career & College Promise programs (12%)** (2022).

COLLEGE & CAREER ACCESS

How students in Asheboro City Schools are planning for and enrolling in college:

- **70%** of seniors **completed the FAFSA** in 2023, compared to **62%** statewide; 25 more need to complete in 2023 to meet state goal of **80%**. 2023
- **70%** of graduates reported **intentions to enroll** in a postsecondary institution. 2022
- **46%** of graduates **enrolled in a postsecondary institution** within 12 months. 2022

Postsecondary Enrollment Rates (within 12 months) for Select Groups in Asheboro City Schools, 2022



Note: Outcomes for groups with less than 10 students, <5% or >95% are not displayed.

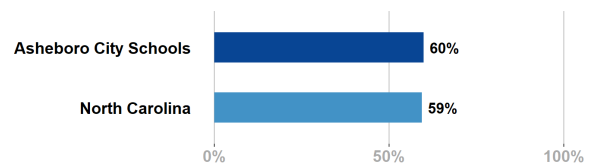
POSTSECONDARY COMPLETION

Top destinations of all college-goers, Fall 2023

- Randolph CC
- Guilford TCC
- Davidson-Davie CC

- **78%** of college students **persist to their second year** of attendance. 2022

Percentage of students enrolled in North Carolina postsecondary institution who graduate within 6 years of enrollment, 2022



** Observations <10 or no data available

For more information about each indicator, including data sources and methodology, visit:

dashboard.myfuturenc.org/county-data-and-resources/