

Transylvania County

myFutureNC 2025 Attainment Profiles



Asheville
Prosperity Zone Sub-Region
Peer County Type: Rural - Non-Metro

Educational Attainment

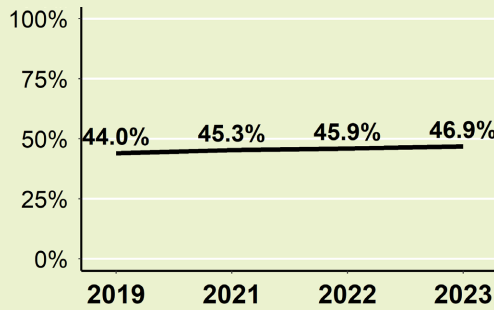
Transylvania County residents ages 25-44, 2023

Have Degree or Credential
3,088
46.9%

No Degree
3,501
53.1%


Residents Ages 25-44
6,589

Educational Attainment Trend



Note: 2020 data not shown due to inconsistency

Educational Level Breakdown, 2023



Note: Numbers may not add up to 100% due to rounding

2030 Proposed Transylvania County Attainment Goal: 3,627 (Stretch Goal: 3,691)

2030 State Attainment Goal: 2 million

Population Spotlight

2020 Census: 32,984
2023 Estimate: 33,549
Change: 565

Growth Rate

1.7% vs. 3.8%
County State

Race/Ethnicity

Amer. Indian 0.1%
Asian/Pac. Isl. 0.5%
Black 3.7%
Hispanic 4.9%
Multiracial 2.1%
White 88.2%

\$62,002
Median Household Income (2023)
State: \$70,838

75.1%
Home Owners (2023)
State: 66.3%

72.3%
Households with Broadband (2023)
State: 77.1%

21.8%
Child Poverty Rate (2023)
State: 17.6%

6.2%
Single Parent Households (2023)
State: 7.1%

3.5%
Foreign Born (2023)
State: 9.2%

Top Opportunities for Growth



Family Sustaining Wage

41% of Transylvania County adults 25-44 earn a family sustaining wage, below the state average of 58%.

In Asheville Prosperity Zone Sub-Region:

67.8%

of postsecondary degrees and credentials conferred by regional institutions are aligned with labor market needs.

Top Misalignments

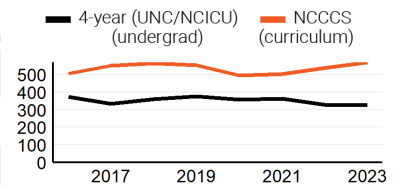
Job Openings vs. Degrees/Credentials

- Health Science Jobs > Creds
- Education & Training Jobs < Creds
- Transportation, Distribution & Logistics Jobs > Creds

Top 3 Five-Star Jobs in Asheville Prosperity Zone Sub-Region

Job Title	Annual Growth
Nurse Practitioners	4.72%
Logisticians	3.51%
Physician Assistants	3.08%

Postsecondary Enrollment for Transylvania County Residents



9 Individuals served in an ApprenticeshipNC program in 2023

UNC and NC Community College Outcomes:

3,023 graduates in 2020
68.9% of 2016 graduates were employed in NC in 2021
\$35,824 annual average earnings of graduates employed in NC (includes both part-time and full-time jobs), 2021

41.3% of adults (ages 25-44) in Transylvania County earned a family sustaining wage. Peer: 40.5% | State: 57.6%, 2023

11.1% of youth (ages 16-24) in Transylvania County were Opportunity Youth. Peer: 14.5% | State: 10.9%, 2022

84.1% of adults (ages 25-44) in Transylvania County participated in the labor force. Peer: 78.3% | State: 84.2%, 2023

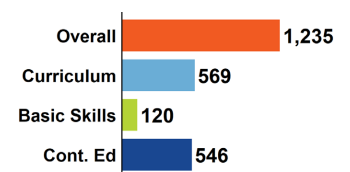
Top 3 Employers in Transylvania County

Employer	Employment Range
Transylvania County	250-499
Transylvania County Schools	250-499
Ingles Markets Inc	250-499

Top 3 industries in Transylvania County

Industry	Jobs Percent
Retail Trade	1,521 15.4%
Accommodation and Food Services	1,487 15.0%
Health Care and Social Assistance	1,453 14.7%

Transylvania County residents enrolled in NCCCS, Fall 2023



Transylvania County is served by:

- Mountain Area Workforce Development Board
- Land-of-Sky Regional Council

LABOR MARKET ALIGNMENT

POSTSECONDARY COMPLETION

Top Opportunities for Growth



First-Year Persistence

74% of Transylvania County high school graduates who enroll in postsecondary education persist to their second year, below the rural - non-metro county average of 80%.

Degree Credentials Awarded in PZ Sub-Region, 2023

1,689 certificate | 1,451 associate | 1,326 bachelor's

Adult Learners

Transylvania County Residents Aged 25+ enrolled in NC Community Colleges, Fall 2023

26 Basic Skills
456 Continuing Education
128 Curriculum

16.6% of residents (aged 25-44) have some college but no degree. Peer: 15.9% | State: 11.7%, 2023



7.8% of Transylvania County residents have student loan debt, 3.9% of debt holders had student loans in default. 2024

Success of Transylvania County High School Graduates

73.9% of students who enroll persist to their second year.

Peer: 79.6% | State: 83.8%, 2023

94.7% UNC | 56.1% NCCCS | 82.4% NCICU

60.6% of students who enroll earn a degree or certificate within 6 years. Peer: 55.5% | State: 60.0%, 2023

25.1% UNC | 19.4% NCCCS | <5% NCICU

Top destinations of all college-goers, 2023

- 1,028 of all college-goers attended Blue Ridge CC
- 112 of all college-goers attended Asheville-Buncombe TCC
- 83 of all college-goers attended Western Carolina University

COLLEGE & CAREER ACCESS

Top Opportunities for Growth

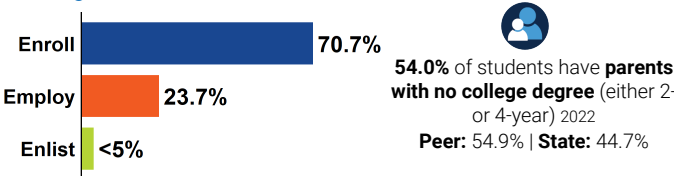


FAFSA Completion

47% of Transylvania County high school seniors complete the FAFSA, below the rural - non-metro county average of 54%.

46.7% of 2024 high school class completed the FAFSA as of Sept. 27, 2024. 86 more need to complete in 2024 to meet state goal of 80%. Peer: 54.0% | State: 55.0%

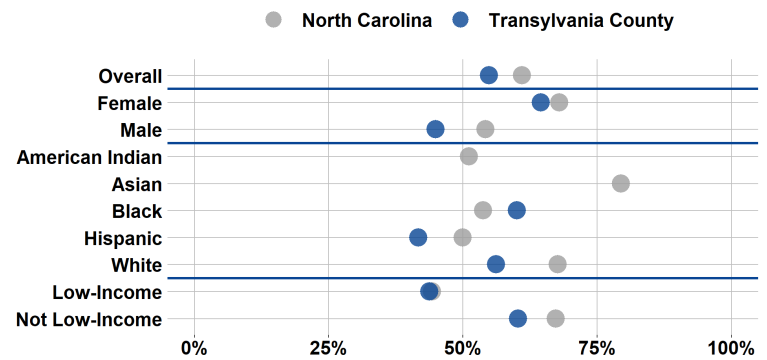
Post High School Graduation Intentions



92.1% of 9th graders graduated within four years. 8 more needed to meet state goal of 95%. Peer: 85.7% | State: 87.3% 2024

53.2% of graduates enrolled in a postsecondary institution within 12 months. Peer: 52.6% | State: 59.3% 2023

Postsecondary Enrollment Rates for Select Groups in Transylvania County, 2023



Note: Outcomes for groups with less than 10 students, <5% or >95% are not displayed.

ACADEMIC READINESS

Top Opportunities for Growth



NC Pre-K Enrollment

56% of Transylvania County eligible 4-year-olds are enrolled in NC Pre-K, below the rural - non-metro county average of 71%.

56.4% of eligible 4-year-olds enrolled in NC Pre-K program in 2024. 21 more needed to meet state goal of 75%. Peer: 71.0% | State: 57.2%

Note: Enrollment numbers only include students served by the NC Pre-K Program and may not represent all Pre-K offerings available.

Transylvania County Traditional Public Schools students:

32.8% of 3-8 graders earned college-and-career-ready scores in reading in 2024. 550 more needed to meet state goal of 73%. Peer: 24.5% | State: 29.8%

37.5% of 3-8 graders earned college-and-career-ready scores in math in 2024. 664 more needed to meet state goal of 86%. Peer: 30.3% | State: 36.5%

25.4% of students were chronically absent from school in 2023. 485 fewer needed to meet state goal of 11%. Peer: 29.3% | State: 27.5%

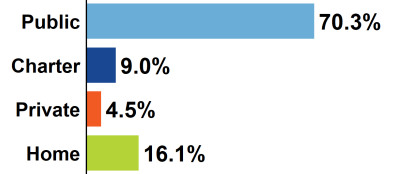
Transylvania County has a student-to-school counselor ratio of 284:1 compared to 332:1 in peer counties. 2024

2.6% of students drop out of high school (29 total students), compared to 2.1% statewide. 2023

School & Student Overview (2024 school year)

Traditional Public School District(s): 1
Traditional Public School(s): 9
Charter School(s): 1
Private School(s): 5
Home School(s): 439

4,509 total K-12 students enrolled in schools.



Pathways to College and Career

Students in traditional public schools completed 1,884 Career & Technical Education (CTE) credentials and 216 concentrations. 370 (19.6%) of credentials were industry-valued in 2023. The top three CTE concentrations: Architecture and Construction; Agricultural, Food, & Natural Resources; and Hospitality & Tourism.

132 (13%) high school students took at least one AP, IB, or CIE exam. State: 16.8% (2023).

127 (58.8%) high school graduates participated in Career & College Promise programs. State: 35.5% (2023).

For more information about each indicator, including data sources and methodology, visit:

dashboard.myfuturenc.org/county-data-and-resources/