

# Tyrrell County

myFutureNC 2024 Attainment Profiles



Elizabeth City  
Prosperity Zone Sub-Region  
**Peer County Type:** Rural - Non-Metro  
**Local Education Agencies:** 1 (2023)  
**Charter Schools:** 0 (2023)

2030 Proposed Tyrrell County Attainment Goal: 355 (Stretch Goal: 365)

2030 State Attainment Goal: 2 million

## Population Spotlight

2020 Census: 3,247  
2022 Estimate: 3,365  
Change: 118

## Growth Rate

**3.6%** County vs. **2.5%** State



**\$42,514**  
Median Household Income (2022)  
State: \$67,516



**75%**  
Home Owners (2022)  
State: 67%



**30.8%**  
Child Poverty Rate (2022)  
State: 17.2%



**15.0%**  
Opportunity Youth Rate (2021)  
State: 12.1%



**44%**  
Households with Broadband (2022)  
State: 77%



**5.2%**  
Unemployment Rate (2022)  
State: 3.7%

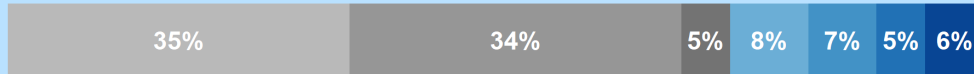
## Educational Attainment

Tyrrell County residents ages 25-44, 2022

Less than high school High school graduate (including GED) Some college, no credential Short-term credential Associate degree Bachelor's degree Graduate or professional degree

**No Degree**  
**617**  
74.1%

**Have Degree or Credential**  
**216**  
25.9%



Note: Numbers may not add up to 100% due to rounding

## Top Opportunities for Growth

These three areas represent the biggest opportunities for Tyrrell County to improve future attainment outcomes.



### Chronic Absenteeism

43% of Tyrrell County students are chronically absent from school, above the rural - non-metro county average of 35%.



### Math Performance

21% of Tyrrell County 3-8 graders earn college- and career-ready scores in Math, below the rural - non-metro county average of 29%.



### Reading Performance

23% of Tyrrell County 3-8 graders earn college- and career-ready scores in Reading, below the rural - non-metro county average of 25%.

## Promising Attainment Practices

The new **Promising Attainment Practices Database** is a curated, searchable, and filterable collection of about 250 county, region, and state-level initiatives and programs that directly address various components of the state's attainment challenge. The Database allows local and regional initiative leaders and other stakeholders to identify groups across the state who are developing or operating initiatives designed to boost attainment.

Follow link to discover how Tyrrell County has been meeting local needs:

[https://dashboard.myfuturenc.org/promising-attainment-practices/?wdt\\_search=Tyrrell](https://dashboard.myfuturenc.org/promising-attainment-practices/?wdt_search=Tyrrell)

## LABOR MARKET ALIGNMENT

### In Elizabeth City Prosperity Zone Sub-Region:

**72.2%**

of postsecondary degrees and credentials conferred by regional institutions are aligned with labor market needs.

### Top areas of misalignment:

**Transportation, Distribution & Logistics** below bachelor's  
**Health Science** below bachelor's  
**Business Management & Administration** bachelor's



**13** Individuals served in an ApprenticeshipNC program in 2020

### UNC and NC Community College Outcomes:

**632** graduates in 2020

**62%** of 2016 graduates were employed in NC in 2021

**\$33,554** annual average earnings of graduates employed in NC (includes both part-time and full-time jobs)

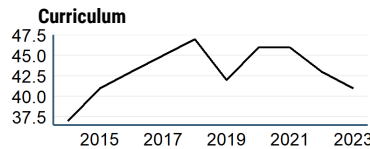


**34%** of adults (ages 25-44) in Tyrrell County earned a family sustaining wage, 2022

### Tyrrell County is served by:

Northeastern Workforce Development Board  
Albemarle Commission

### UNC System College Enrollment



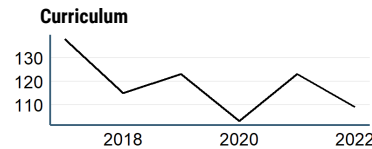
### Top 3 Five-Star Jobs in Elizabeth City Prosperity Zone Sub-Region

| Job Title                            | Annual Growth |
|--------------------------------------|---------------|
| Nurse Practitioners                  | 4%            |
| Medical and Health Services Managers | 3%            |
| Logisticians                         | 2%            |

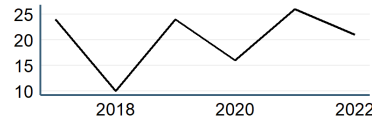
### Top 3 Employers in Tyrrell County

| Employer                          | Employment Range |
|-----------------------------------|------------------|
| Tyrrell County Board Of Education | 100-249          |
| County Of Tyrrell                 | 50-99            |
| Dept Of Public Safety             | 50-99            |

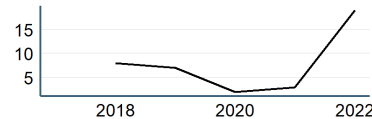
### NC Community College Enrollment



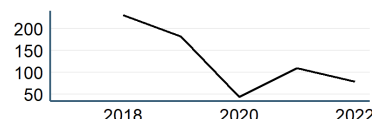
### First-time Curriculum Enrollments



### Basic Skills




### Continuing Education



## Adult Learners

### Tyrrell County resident enrollments in NC Community Colleges, Fall 2022

- 19 Basic Skills
- 79 Continuing Education
- 109 Curriculum

 12% of Tyrrell County residents have **student loan debt**; 0% of debt holders had **student loans in default**. 2022

### Success of Tyrrell County High School Graduates

- 80% of students who enroll **persist to their second year** versus 78% in peer counties. 2022
- 54% of students who enroll **earn a degree or certificate** within 6 years versus 55% in peer counties. 2022


### Top destinations of all college-goers, Fall 2023

- 108 of all college-goers attended **Beaufort County CC**
- 27 of all college-goers attended **College of The Albemarle**
- 11 of all college-goers attended **Martin CC**

• 76% of seniors **completed the FAFSA** in 2023, compared to 62% statewide; 2 more need to complete in 2023 to meet state goal of 80%. 2023


• 63% of graduates reported **intentions to enroll** in a postsecondary institution versus 68% in peer counties. 2022


• 47% of graduates **enrolled in a postsecondary institution** within 12 months versus 52% in peer counties. 2022

 46% of Tyrrell County students have **parents with no college degree** (either 2- or 4-year) versus 57% in peer counties.

### How students in Tyrrell County traditional schools are doing:

- Tyrrell County has met the goal for **Pre-K enrollment**. (Goal: 75%). 2023
- 23% of 3-8 graders are earning college-and-career-ready scores (level 4 or 5) in **reading**, compared to 30% statewide; 124 more needed to meet state goal of 73%. 2023
- 21% of 3-8 graders are earning college-and-career-ready scores (level 4 or 5) in **math**, compared to 35% statewide; 127 more needed to meet state goal of 86%. 2023
- 94% of 9th graders **graduate within four years**, compared to 87% statewide; 0 more needed to meet state goal of 95%. 2023
- 43% of students are **chronically absent from school**, compared to 32% statewide; 170 less needed to meet state goal of 11%. 2022

 Tyrrell County has a **student-to-school counselor ratio** of 155:1 versus 325:1 in peer counties. 2022

 1% of students **drop out of high school** (1 total students), compared to 2% statewide. 2022

### Degree Credentials Awarded, 2022

274 certificate | 349 associate | 331 bachelor's

### Postsecondary assets in Elizabeth City Prosperity Zone sub-region

**Public, 4-year or above**  
Elizabeth City State University

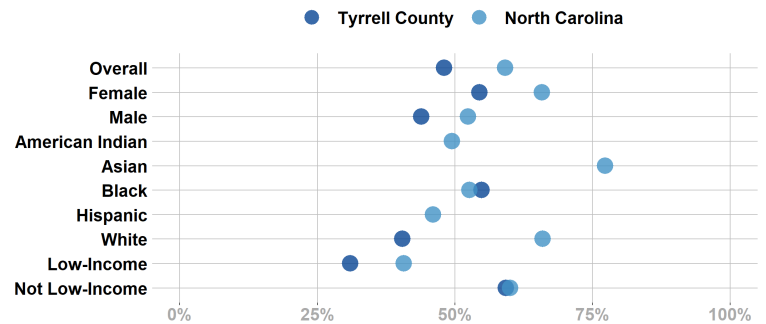
**Public, 2-year**  
College of the Albemarle

**Private not-for-profit, 4-year or above**  
Mid-Atlantic Christian University

**Private not-for-profit, 2-year**



### Postsecondary Enrollment Rates for Select Groups in Tyrrell County, 2022

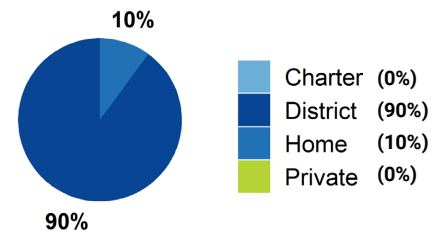


Note: Outcomes for groups with less than 10 students, <5% or >95% are not displayed.

### School Choice

527 total students were enrolled in K-12 in Tyrrell County in the 2022-23 school year.

Note: This profile focuses on outcomes of students enrolled in district schools.



### Access to Postsecondary Credits

Students in Tyrrell County completed **197 Career & Technical Education (CTE) credentials** (industry-valued credential data available in Spring 2024) and **30 concentrations** in 2022. The top three CTE concentrations completed include Manufacturing; Arts, Audio/Video Technology, & Communications; and Agricultural, Food, & Natural Resources.

 **Less than 10 high school students** took at least one **AP course** (<5%) versus 7% in peer counties (2022).

 **53 high school students** participated in **Career & College Promise programs** (60%) versus 39% in peer counties (2022).

For more information about each indicator, including data sources and methodology, visit:

[dashboard.myfuturenc.org/county-data-and-resources/](https://dashboard.myfuturenc.org/county-data-and-resources/)