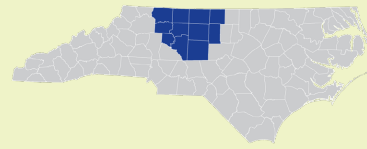


Piedmont Triad

Prosperity Zone

myFutureNC 2024 Attainment Profiles

2030 Proposed Piedmont Triad Attainment Goal: 301,451


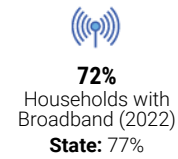
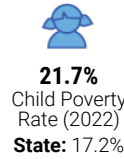


Piedmont Triad PZ Served By:
Piedmont Triad Council of Governments
and
GuilfordWorks and Piedmont Triad
Workforce Development Boards

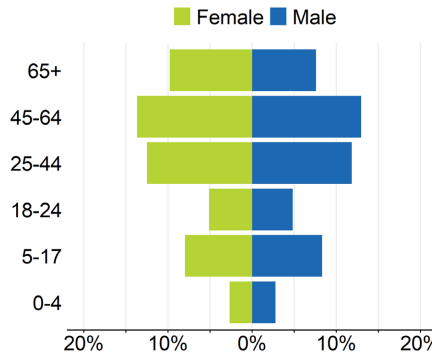
Population Spotlight

Growth Rate Prosperity Zone: 1.4% vs. **State: 2.5%**

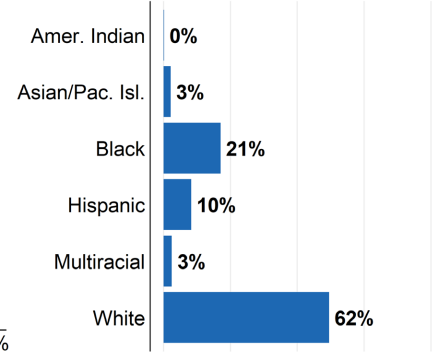
| County | 2020 | 2022 | Change |
|-------------------|------------|------------|---------|
| North Carolina | 10,439,414 | 10,698,973 | 259,559 |
| Alamance County | 171,429 | 176,353 | 4,924 |
| Caswell County | 22,738 | 22,614 | -124 |
| Davidson County | 168,933 | 172,586 | 3,653 |
| Davie County | 42,715 | 44,090 | 1,375 |
| Forsyth County | 382,584 | 389,157 | 6,573 |
| Guilford County | 541,309 | 546,101 | 4,792 |
| Randolph County | 144,151 | 146,043 | 1,892 |
| Rockingham County | 91,100 | 91,957 | 857 |
| Stokes County | 44,523 | 45,175 | 652 |
| Surry County | 71,367 | 71,403 | 36 |
| Yadkin County | 37,211 | 37,463 | 252 |



Age Structure, 2022

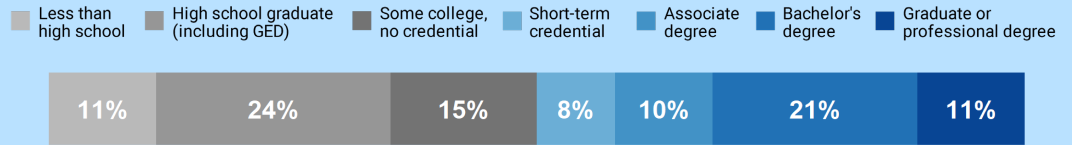


Race/Ethnicity, 2022



Educational Attainment

Piedmont Triad residents ages 25-44, 2022



Note: Numbers may not add up to 100% due to rounding

LABOR MARKET ALIGNMENT

In Piedmont Triad Prosperity Zone:

84.4%

of postsecondary degrees and credentials conferred by regional institutions are aligned with labor market needs.

Top areas of misalignment:

Health Science below bachelor's
Transportation, Distribution & Logistics below bachelor's
Business Management & Administration bachelor's

2,115 Individuals served in an ApprenticeshipNC program in 2020

UNC and NC Community College Outcomes:

13,386 graduates in 2020

74% of 2016 graduates were employed in NC in 2021

\$42,115 annual average earnings of graduates employed in NC (includes both part-time and full-time jobs)

47% of adults (ages 25-44) in Piedmont Triad earned a **family sustaining wage**, 2022

Top Industries in Piedmont Triad PZ

| Industry Name | Average Employment | Average Weekly Wages |
|--|--------------------|----------------------|
| Health Care and Social Assistance | 110,315 | \$1,145 |
| Manufacturing | 96,240 | \$1,221 |
| Retail Trade | 86,078 | \$712 |
| Accommodation and Food Services | 69,438 | \$427 |
| Administrative and Support and Waste Management and Remediation Services | 49,062 | \$803 |

Top Job Sectors in Piedmont Triad PZ

| Job Sector | Average Employment | Average Weekly Wages |
|--------------------|--------------------|----------------------|
| Private | 638,042 | \$1,050 |
| Local Government | 61,222 | \$946 |
| State Government | 16,097 | \$1,049 |
| Federal Government | 6,932 | \$1,377 |

Success of Piedmont Triad High School Graduates

- **82%** of students who enroll **persist to their second year** versus **83%** for the state. 2022
- **59%** of students who enroll **earn a degree or certificate** within 6 years versus **59%** for the state. 2022

Top destinations of all college-goers, Fall 2023

- **13,824** of all college-goers attended **Guilford TCC**
- **11,561** of all college-goers attended **Forsyth TCC**
- **6,494** of all college-goers attended **Davidson-Davie CC**

Adult Learners

Piedmont Triad resident enrollments in NC Community Colleges, Fall 2022

| | |
|---------------|----------------------|
| 2,241 | Basic Skills |
| 22,763 | Continuing Education |
| 7,788 | Curriculum |

Degree Credentials Awarded, 2022

5,157 certificate | **4,762** associate | **11,201** bachelor's

Postsecondary assets in Piedmont Triad Prosperity Zone

Public, 4-year or above

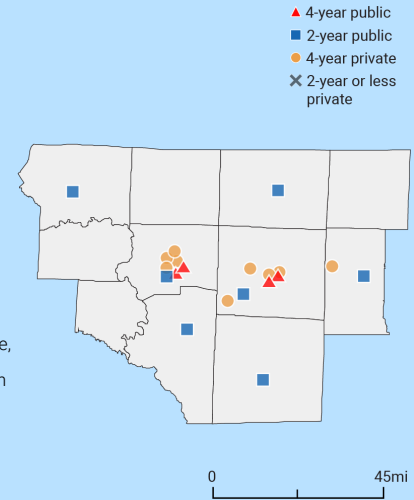
North Carolina A & T State University, University of North Carolina School of the Arts, University of North Carolina at Greensboro, Winston-Salem State University

Public, 2-year

Alamance Community College, Davidson-Davie Community College, Forsyth Technical Community College, Guilford Technical Community College, Randolph Community College, Rockingham Community College, Surry Community College

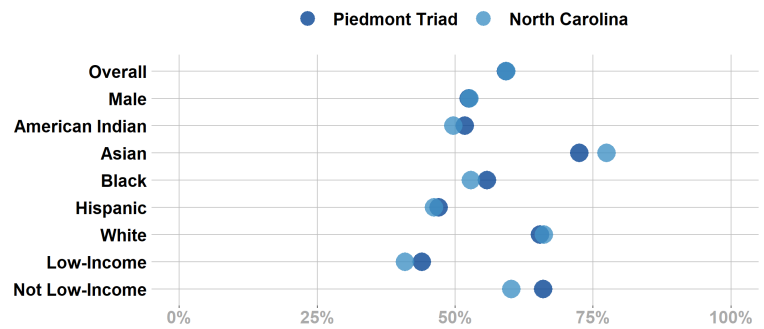
Private not-for-profit, 4-year or above
Bennett College, Carolina Christian College, Carolina University, Elon University, Greensboro College, Guilford College, High Point University, Salem College, Wake Forest University

Private not-for-profit, 2-year



- **64%** of seniors **completed the FAFSA** in 2023, compared to **62%** statewide; 2,462 more need to complete in 2023 to meet state goal of **80%**. 2023
- **83%** of graduates reported **intentions to enroll** in a postsecondary institution versus **74%** in the state. 2022
- **58%** of graduates **enrolled in a postsecondary institution** within 12 months versus **58%** in the state. 2022

Postsecondary Enrollment Rates for Select Groups in Piedmont Triad, 2022



Note: Outcomes for groups with less than 10 students, <5% or >95% are not displayed.

How students in Piedmont Triad traditional schools are currently doing:

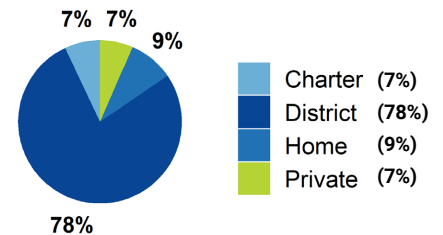
To meet state goals, each year Piedmont Triad needs:

- **53%** of eligible 4-year-olds **enrolled in NC Pre-K program**, compared to **53%** statewide; 2,014 more needed to meet state goal of **75%**. 2023
- **27%** of 3-8 graders are earning college-and-career-ready scores (level 4 or 5) in **reading**, compared to **30%** statewide; 46,889 more needed to meet state goal of **73%**. 2023
- **31%** of 3-8 graders are earning college-and-career-ready scores (level 4 or 5) in **math**, compared to **35%** statewide; 55,772 more needed to meet state goal of **86%**. 2023
- **88%** of 9th graders **graduate within four years**, compared to **87%** statewide; 1,339 more needed to meet state goal of **95%**. 2023
- **36%** of students are **chronically absent from school**, compared to **32%** statewide; 57,705 less needed to meet state goal of **11%**. 2022
- **3%** of students **drop out of high school** (1,970 total students), compared to **2%** statewide. 2022

School Choice

285,686 total students were enrolled in K-12 in Piedmont Triad in the 2022-23 school year.

Note: This profile focuses on outcomes of students enrolled in district schools.



Access to Postsecondary Credits

Students in Piedmont Triad completed **39,012 Career & Technical Education (CTE) credentials (industry-valued credential data available in Spring 2024)** and **9,445 concentrations** in 2022. The top three CTE concentrations completed include Health Science; Human Services; and Arts, Audio/Video Technology, & Communications.



11,063 high school students took at least one **AP course (16%)** versus **15%** in the state (2022).



6,330 high school students participated in **Career & College Promise programs (19%)** versus **23%** in the state (2022).

For more information about each indicator, including data sources and methodology, visit:

dashboard.myfuturenc.org/county-data-and-resources/