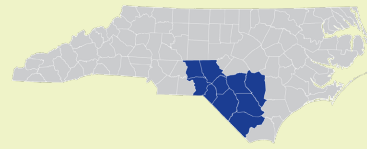


# Sandhills

## Prosperity Zone

myFutureNC 2024 Attainment Profiles

2030 Proposed Sandhills Attainment Goal: 121,060



### Sandhills PZ Served By:

Cape Fear, Lumber River, Mid-Carolina, Piedmont Triad, and Central Pines Councils of Governments

### and

Cape Fear, Lumber River, and Mid-Carolina Workforce Development Boards

## Population Spotlight

Growth Rate Prosperity Zone: 1.0% vs. State: 2.5%

County	2020	2022	Change
North Carolina	10,439,414	10,698,973	259,559
Bladen County	29,617	29,446	-171
Columbus County	50,625	49,885	-740
Cumberland County	334,728	336,699	1,971
Hoke County	52,081	53,787	1,706
Montgomery County	25,752	25,894	142
Moore County	99,725	105,531	5,806
Richmond County	42,953	42,778	-175
Robeson County	116,516	116,663	147
Sampson County	59,040	59,120	80
Scotland County	34,180	34,162	-18



**27.3%**  
Child Poverty Rate (2022)  
State: 17.2%



**16.3%**  
Opportunity Youth Rate (2021)  
State: 12.1%

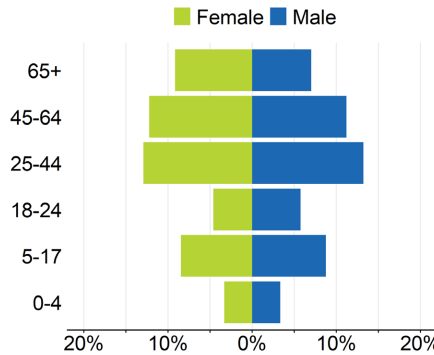


**67%**  
Households with Broadband (2022)  
State: 77%

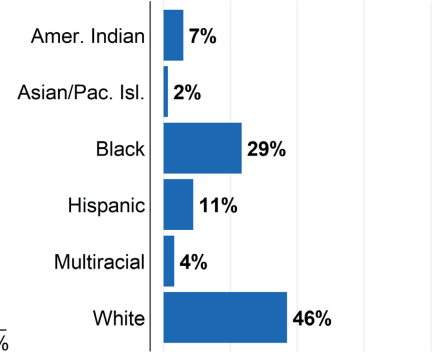


**6%**  
Foreign Born (2022)  
State: 9%

## Age Structure, 2022



## Race/Ethnicity, 2022



## Educational Attainment

Sandhills residents ages 25-44, 2022

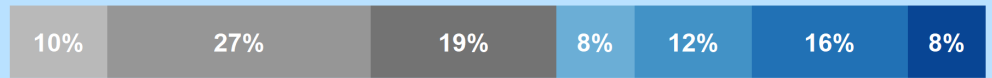
Less than high school
High school graduate (including GED)
Some college, no credential
Short-term credential
Associate degree
Bachelor's degree
Graduate or professional degree



**No Degree**  
125,638  
56.5%



**Have Degree or Credential**  
96,536  
43.5%



Note: Numbers may not add up to 100% due to rounding

LABOR MARKET ALIGNMENT

## In Sandhills Prosperity Zone:

**79.1%**

of postsecondary degrees and credentials conferred by regional institutions are aligned with labor market needs.

### Top areas of misalignment:

**Business Management & Administration** below bachelor's  
**Health Science** below bachelor's  
**Transportation, Distribution & Logistics** below bachelor's



**1,876** Individuals served in an ApprenticeshipNC program in 2020

### UNC and NC Community College Outcomes:

**7,327** graduates in 2020

**59%** of 2016 graduates were employed in NC in 2021

**\$37,602** annual average earnings of graduates employed in NC (includes both part-time and full-time jobs)



**40%** of adults (ages 25-44) in Sandhills earned a family sustaining wage, 2022

## Top Industries in Sandhills PZ

Industry Name	Average Employment	Average Weekly Wages
Health Care and Social Assistance	52,189	\$1,066
Manufacturing	36,921	\$1,097
Retail Trade	36,499	\$603
Accommodation and Food Services	30,807	\$390
Public Administration	25,686	\$1,207

## Top Job Sectors in Sandhills PZ

Job Sector	Average Employment	Average Weekly Wages
Private	222,605	\$867
Local Government	40,944	\$976
Federal Government	16,273	\$1,546
State Government	10,539	\$1,047

POSTSECONDARY COMPLETION

### Success of Sandhills High School Graduates

- **79%** of students who enroll **persist to their second year** versus **83%** for the state. 2022
- **51%** of students who enroll **earn a degree or certificate** within 6 years versus **59%** for the state. 2022

### Top destinations of all college-goers, Fall 2023

- **13,663** of all college-goers attended **Fayetteville TCC**
- **5,612** of all college-goers attended **Sandhills CC**
- **4,569** of all college-goers attended **Robeson CC**

### Adult Learners

#### Sandhills resident enrollments in NC Community Colleges, Fall 2022

- 1,711** Basic Skills
- 19,322** Continuing Education
- 6,582** Curriculum

COLLEGE & CAREER ACCESS

- **63%** of seniors **completed the FAFSA** in 2023, compared to **62%** statewide; 1,365 more need to complete in 2023 to meet state goal of **80%**. 2023
- **75%** of graduates reported **intentions to enroll** in a postsecondary institution versus **74%** in the state. 2022
- **52%** of graduates **enrolled in a postsecondary institution** within 12 months versus **58%** in the state. 2022

### How students in Sandhills traditional schools are currently doing:

To meet state goals, each year Sandhills needs:

- **56%** of eligible 4-year-olds **enrolled in NC Pre-K program**, compared to **53%** statewide; 1,282 more needed to meet state goal of **75%**. 2023
- **24%** of 3-8 graders are earning college-and-career-ready scores (level 4 or 5) in **reading**, compared to **30%** statewide; 28,448 more needed to meet state goal of **73%**. 2023
- **25%** of 3-8 graders are earning college-and-career-ready scores (level 4 or 5) in **math**, compared to **35%** statewide; 35,386 more needed to meet state goal of **86%**. 2023
- **85%** of 9th graders **graduate within four years**, compared to **87%** statewide; 975 more needed to meet state goal of **95%**. 2023
- **39%** of students are **chronically absent from school**, compared to **32%** statewide; 37,695 less needed to meet state goal of **11%**. 2022
- **2%** of students **drop out of high school** (1,019 total students), compared to **2%** statewide. 2022

ACADEMIC READINESS

### Degree Credentials Awarded, 2022

**3,725** certificate | **3,963** associate | **2,910** bachelor's

### Postsecondary assets in Sandhills Prosperity Zone

#### Public, 4-year or above

Fayetteville State University, University of North Carolina at Pembroke

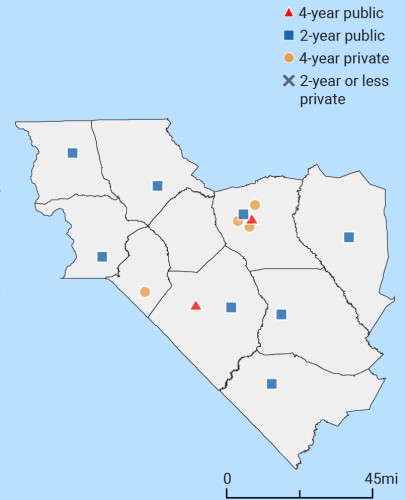
#### Public, 2-year

Bladen Community College, Fayetteville Technical Community College, Montgomery Community College, Richmond Community College, Robeson Community College, Sampson Community College, Sandhills Community College, Southeastern Community College

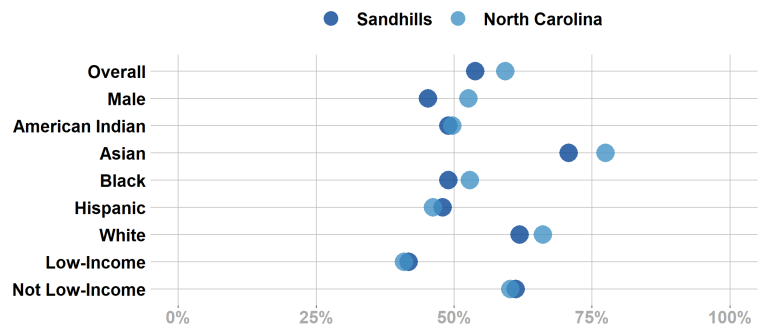
#### Private not-for-profit, 4-year or above

Carolina College of Biblical Studies, Manna University, Methodist University, St. Andrews University

#### Private not-for-profit, 2-year



### Postsecondary Enrollment Rates for Select Groups in Sandhills, 2022

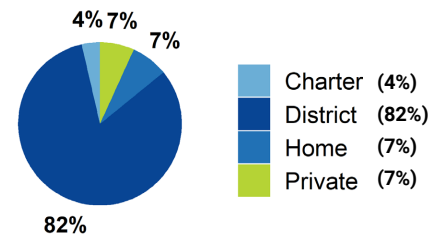


Note: Outcomes for groups with less than 10 students, <5% or >95% are not displayed.

### School Choice

154,204 total students were enrolled in K-12 in Sandhills in the 2022-23 school year.

Note: This profile focuses on outcomes of students enrolled in district schools.



### Access to Postsecondary Credits

Students in Sandhills completed **26,226 Career & Technical Education (CTE) credentials (industry-valued credential data available in Spring 2024)** and **5,706 concentrations** in 2022. The top three CTE concentrations completed include Agricultural, Food, & Natural Resources; Human Services; and Health Science.



**2,920 high school students** took at least one **AP course (8%)** versus **15%** in the state (2022).



**5,242 high school students** participated in **Career & College Promise programs (31%)** versus **23%** in the state (2022).

For more information about each indicator, including data sources and methodology, visit:

[dashboard.myfuturenc.org/county-data-and-resources/](https://dashboard.myfuturenc.org/county-data-and-resources/)