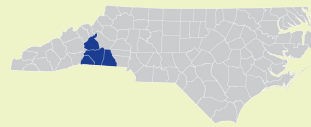


Foothills

Workforce Development Board

myFutureNC 2024 Attainment Profiles

2030 Proposed Foothills Attainment Goal: 32,254



Counties in WDB:

Cleveland, McDowell, Polk, Rutherford

Population Spotlight

Growth Rate: WDB: 1.1% vs. State: 2.5%

County	2020	2022	Change
North Carolina	10,439,414	10,698,973	259,559
Cleveland County	99,521	100,670	1,149
McDowell County	44,577	44,753	176
Polk County	19,330	19,986	656
Rutherford County	64,444	64,963	519



25.4%
Child Poverty Rate (2022)
State: 17.2%



15.5%
Opportunity Youth Rate (2021)
State: 12.1%

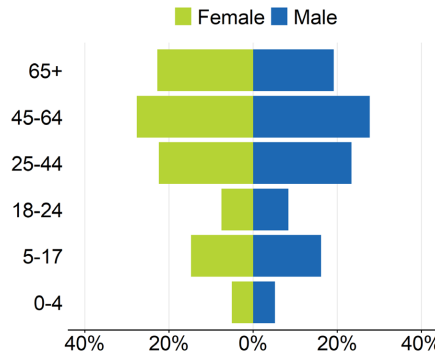


57%
Households with Broadband (2022)
State: 77%

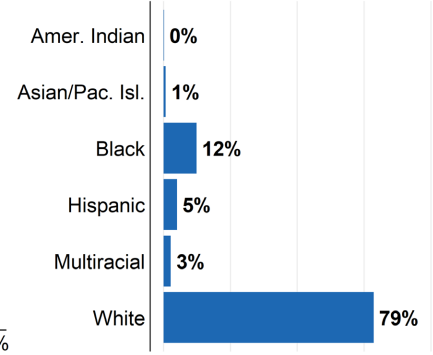


3%
Foreign Born (2022)
State: 9%

Age Structure, 2022



Race/Ethnicity, 2022



Educational Attainment

Foothills residents ages 25-44, 2022

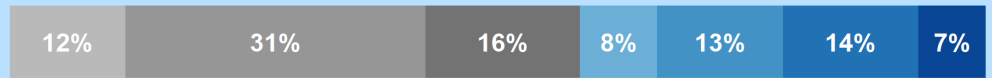
Less than high school
High school graduate (including GED)
Some college, no credential
Short-term credential
Associate degree
Bachelor's degree
Graduate or professional degree



No Degree
30,754
59.0%



Have Degree or Credential
21,407
41.0%



Note: Numbers may not add up to 100% due to rounding

LABOR MARKET ALIGNMENT

In Foothills WDB:

247 Individuals served in an ApprenticeshipNC program in 2020

UNC and NC Community College Outcomes:

1,316 graduates in 2020

75% of 2016 graduates were employed in NC in 2021

\$35,150 annual average earnings of graduates employed in NC (includes both part-time and full-time jobs)



41% of adults (ages 25-44) in Foothills earned a family sustaining wage, 2022

Labor Force Snapshot - 2023 Q2

Total Jobs	75,936
Business Establishments	5,475
Employed	99,451
Unemployed	4,123
Avg. Weekly Wage	\$886
Median Household Income	\$53,239

Top Industries in Foothills WDB:

Industry Name	Average Employment	Average Weekly Wages
Manufacturing	15,685	\$1,110
Health Care and Social Assistance	10,334	\$941
Retail Trade	9,489	\$611
Educational Services	7,432	\$813
Accommodation and Food Services	6,905	\$388

Top Job Sectors in Foothills WDB:

Job Sector	Average Employment	Average Weekly Wages
Private	62,032	\$871
Local Government	11,253	\$951
State Government	2,228	\$930
Federal Government	423	\$1,161

Success of Foothills High School Graduates

- **77%** of students who enroll **persist to their second year** versus **83%** for the state. 2022
- **58%** of students who enroll **earn a degree or certificate** within 6 years versus **59%** for the state. 2022

Top destinations of all college-goers, Fall 2023

- **4,161** of all college-goers attended **Cleveland CC**
- **3,059** of all college-goers attended **Isothermal CC**
- **1,765** of all college-goers attended **McDowell TCC**

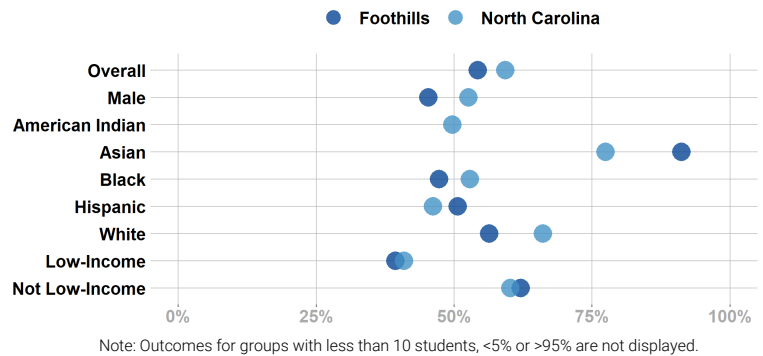
Adult Learners

Foothills resident enrollments in NC Community Colleges, Fall 2022

- 194** Basic Skills
- 6,456** Continuing Education
- 1,226** Curriculum

- **60%** of seniors **completed the FAFSA** in 2023, compared to **62%** statewide; 384 more need to complete in 2023 to meet state goal of **80%**. 2023
- **74%** of graduates reported **intentions to enroll** in a postsecondary institution versus **74%** in the state. 2022
- **53%** of graduates **enrolled in a postsecondary institution** within 12 months versus **58%** in the state. 2022

Postsecondary Enrollment Rates in Foothills WDB, 2022



How students in Foothills traditional schools are currently doing:

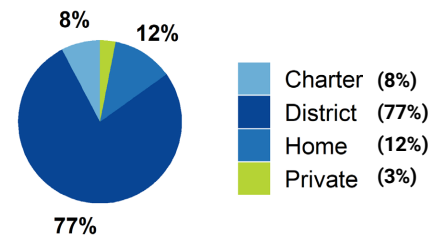
To meet state goals, each year Foothills needs:

- **72%** of eligible 4-year-olds **enrolled in NC Pre-K program**, compared to **53%** statewide; 42 more needed to meet state goal of **75%**. 2023
- **30%** of 3-8 graders are earning college-and-career-ready scores (level 4 or 5) in **reading**, compared to **30%** statewide; 5,663 more needed to meet state goal of **73%**. 2023
- **35%** of 3-8 graders are earning college-and-career-ready scores (level 4 or 5) in **math**, compared to **35%** statewide; 6,718 more needed to meet state goal of **86%**. 2023
- **85%** of 9th graders **graduate within four years**, compared to **87%** statewide; 246 more needed to meet state goal of **95%**. 2023
- **35%** of students are **chronically absent from school**, compared to **32%** statewide; 7,281 less needed to meet state goal of **11%**. 2022
- **3%** of students **drop out of high school** (313 total students), compared to **2%** statewide. 2022

School Choice

37,035 total students were enrolled in K-12 in Foothills in the 2022-23 school year.

Note: This profile focuses on outcomes of students enrolled in district schools.



Access to Postsecondary Credits

Students in Foothills completed **6,123 Career & Technical Education (CTE) credentials** (industry-valued credential data available in Spring 2024) and **1,485 concentrations** in 2022. The top three CTE concentrations completed include Agricultural, Food, & Natural Resources; Manufacturing; and Human Services.

785 high school students took at least one **AP course** (**9%**) versus **15%** in the state (2022).

1,569 high school students participated in **Career & College Promise programs** (**39%**) versus **23%** in the state (2022).

For more information about each indicator, including data sources and methodology, visit:

dashboard.myfuturenc.org/county-data-and-resources/