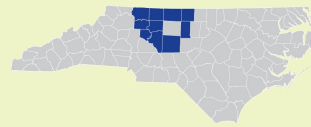


Piedmont Triad Regional

Workforce Development Board

myFutureNC 2024 Attainment Profiles

2030 Proposed Piedmont Triad Regional Attainment Goal: 188,664



Counties in WDB:

Alamance, Caswell, Davidson, Davie, Forsyth, Randolph, Rockingham, Stokes, Surry, Yadkin

Population Spotlight

Growth Rate: WDB: 1.7% vs. State: 2.5%

County	2020	2022	Change
North Carolina	10,439,414	10,698,973	259,559
Alamance County	171,429	176,353	4,924
Caswell County	22,738	22,614	-124
Davidson County	168,933	172,586	3,653
Davie County	42,715	44,090	1,375
Forsyth County	382,584	389,157	6,573
Randolph County	144,151	146,043	1,892
Rockingham County	91,100	91,957	857
Stokes County	44,523	45,175	652
Surry County	71,367	71,403	36
Yadkin County	37,211	37,463	252



22.1%
Child Poverty Rate (2022)
State: 17.2%



14.1%
Opportunity Youth Rate (2021)
State: 12.1%

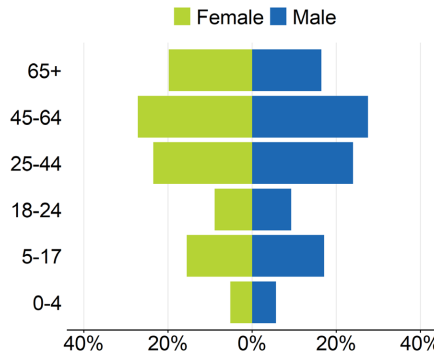


71%
Households with Broadband (2022)
State: 77%

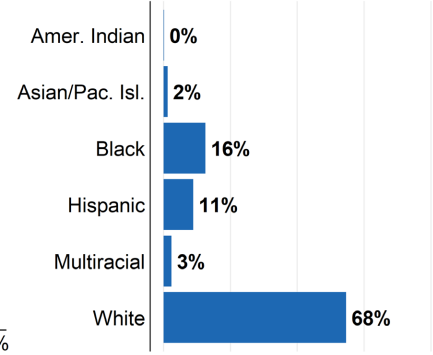


7%
Foreign Born (2022)
State: 9%

Age Structure, 2022



Race/Ethnicity, 2022



Educational Attainment

Piedmont Triad Regional residents ages 25-44, 2022


■ Less than high school
 ■ High school graduate (including GED)
 ■ Some college, no credential
 ■ Short-term credential
 ■ Associate degree
 ■ Bachelor's degree
 ■ Graduate or professional degree



No Degree
150,602
53.8%



Have Degree or Credential
129,388
46.2%



Note: Numbers may not add up to 100% due to rounding

LABOR MARKET ALIGNMENT

In Piedmont Triad Regional WDB:

1,473 Individuals served in an ApprenticeshipNC program in 2020

UNC and NC Community College Outcomes:

6,337 graduates in 2020

78% of 2016 graduates were employed in NC in 2021

\$42,850 annual average earnings of graduates employed in NC (includes both part-time and full-time jobs)



46% of adults (ages 25-44) in Piedmont Triad Regional earned a **family sustaining wage**, 2022

Labor Force Snapshot - 2023 Q2

Total Jobs	435,178
Business Establishments	28,888
Employed	540,692
Unemployed	20,498
Avg. Weekly Wage	\$1,016
Median Household Income	\$61,488

Top Industries in Piedmont Triad Regional WDB:

Industry Name	Average Employment	Average Weekly Wages
Health Care and Social Assistance	72,990	\$1,141
Manufacturing	64,445	\$1,148
Retail Trade	54,215	\$681
Accommodation and Food Services	42,735	\$414
Administrative and Support and Waste Management and Remediation Services	26,627	\$804

Top Job Sectors in Piedmont Triad Regional WDB:

Job Sector	Average Employment	Average Weekly Wages
Private	383,078	\$1,023
Local Government	40,885	\$951
State Government	8,462	\$914
Federal Government	2,753	\$1,336

Success of Piedmont Triad Regional High School Graduates

- **81%** of students who enroll **persist to their second year** versus **83%** for the state. 2022
- **59%** of students who enroll **earn a degree or certificate** within 6 years versus **59%** for the state. 2022

Top destinations of all college-goers, Fall 2023

- **10,699** of all college-goers attended **Forsyth TCC**
- **5,982** of all college-goers attended **Davidson-Davie CC**
- **5,529** of all college-goers attended **Alamance CC**

Adult Learners

Piedmont Triad Regional resident enrollments in NC Community Colleges, Fall 2022

- 1,250** Basic Skills
- 16,266** Continuing Education
- 5,039** Curriculum

- **62%** of seniors **completed the FAFSA** in 2023, compared to **62%** statewide; 1,950 more need to complete in 2023 to meet state goal of **80%**. 2023
- **80%** of graduates reported **intentions to enroll** in a postsecondary institution versus **74%** in the state. 2022
- **56%** of graduates **enrolled in a postsecondary institution** within 12 months versus **58%** in the state. 2022

Degree Credentials Awarded, 2022

3,788 certificate | **3,331** associate | **4,258** bachelor's

Postsecondary assets in Piedmont Triad Regional Workforce Dev Board:

Public, 4-year or above

University of North Carolina School of the Arts, Winston-Salem State University

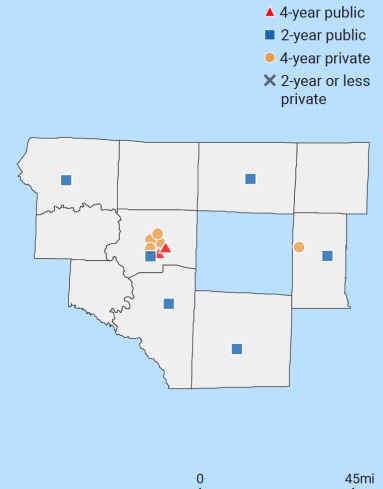
Public, 2-year

Alamance Community College, Davidson-Davie Community College, Forsyth Technical Community College, Randolph Community College, Rockingham Community College, Surry Community College

Private not-for-profit, 4-year or above

Carolina Christian College, Carolina University, Elon University, Salem College, Wake Forest University

Private not-for-profit, 2-year



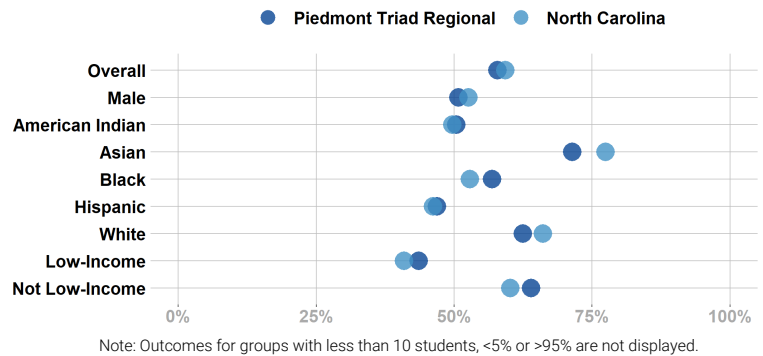
How students in Piedmont Triad Regional traditional schools are currently doing:

To meet state goals, each year Piedmont Triad Regional needs:

- **45%** of eligible 4-year-olds **enrolled in NC Pre-K program**, compared to **53%** statewide; 1,907 more needed to meet state goal of **75%**. 2023
- **27%** of 3-8 graders are earning college-and-career-ready scores (level 4 or 5) in **reading**, compared to **30%** statewide; 32,980 more needed to meet state goal of **73%**. 2023
- **32%** of 3-8 graders are earning college-and-career-ready scores (level 4 or 5) in **math**, compared to **35%** statewide; 38,697 more needed to meet state goal of **86%**. 2023
- **86%** of 9th graders **graduate within four years**, compared to **87%** statewide; 1,102 more needed to meet state goal of **95%**. 2023
- **36%** of students are **chronically absent from school**, compared to **32%** statewide; 40,653 less needed to meet state goal of **11%**. 2022

3% of students **drop out of high school** (1,445 total students), compared to **2%** statewide. 2022

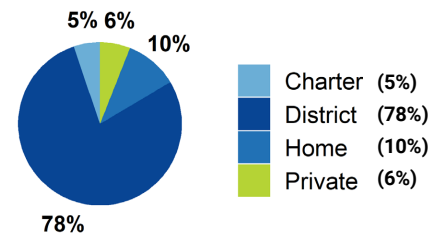
Postsecondary Enrollment Rates in Piedmont Triad Regional WDB, 2022



School Choice

197,569 total students were enrolled in K-12 in Piedmont Triad Regional in the 2022-23 school year.

Note: This profile focuses on outcomes of students enrolled in district schools.



Access to Postsecondary Credits

Students in Piedmont Triad Regional completed **31,894 Career & Technical Education (CTE) credentials** (industry-valued credential data available in Spring 2024) and **7,081 concentrations** in 2022. The top three CTE concentrations completed include Human Services; Health Science; and Agricultural, Food, & Natural Resources.

5,693 high school students took at least one **AP course** (**12%**) versus **15%** in the state (2022).

4,600 high school students participated in **Career & College Promise programs** (**21%**) versus **23%** in the state (2022).

For more information about each indicator, including data sources and methodology, visit:

dashboard.myfuturenc.org/county-data-and-resources/